



Market Infographics



MARKET UPDATE

APRIL 2020

WEEKLY 2020



Meet Members of The Freeman Team: (From left to right)
Daniel Freeman, Nancy Freeman, Randi Kwinta, Elden Freeman



www.freemanrealty.com

Not intended to solicit buyers & sellers working with another Broker

CASA LOMA NEIGHBOURHOOD SUMMARY



6



Active Listings

\$716K




Average List Price

\$614K



Average Sale Price

34



Average Days On Market

Averages for residential and condo listings in APRIL 2020.

ACTIVE LISTINGS: APRIL 2020

CASA LOMA



Total

6

APRIL 2020

0



DETACHED

0



SEMI-DETACHED

0



TOWNHOUSE

6



CONDO

ACTIVE LISTINGS: APRIL 2019



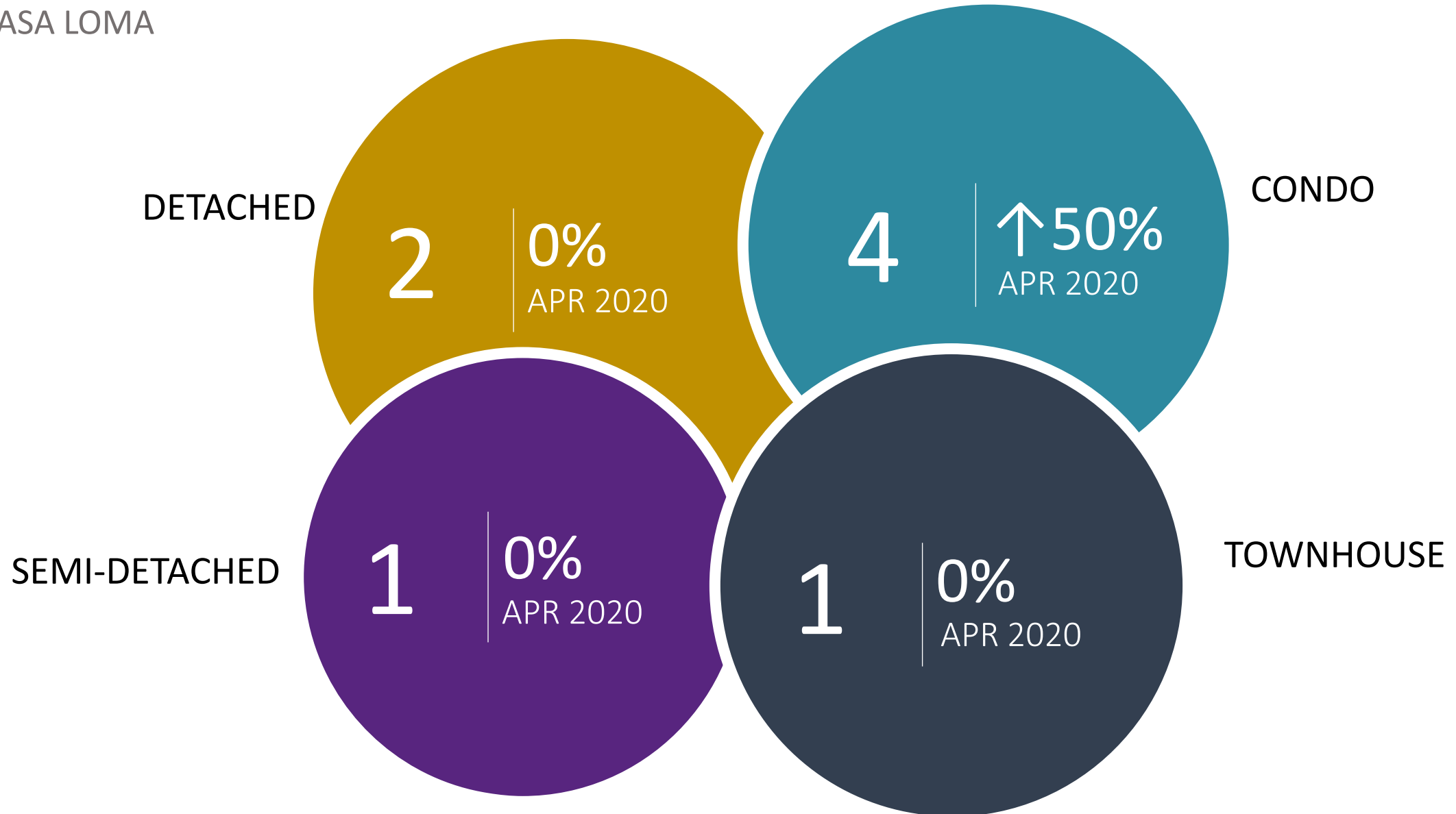
CASA LOMA



ACTIVE LISTINGS: MARCH 2020



CASA LOMA



AVERAGE ASKING PRICE: FREEHOLD



CASA LOMA




APRIL 2020

\$0 was the average asking price across the 0 detached, semi-detached, and townhouse listings.



APRIL 2019

\$2.3M was the average asking price across the 9 detached, semi-detached, and townhouse listings. 0% APRIL 2020.



MARCH 2020

\$2.5M was the average asking price across 4 detached, semi-detached, and townhouse listings. 0% APRIL 2020.

AVERAGE ASKING PRICE: CONDO



CASA LOMA



\$716K

APRIL
2020



\$1.4M

APRIL
2019



\$686K

MARCH
2020

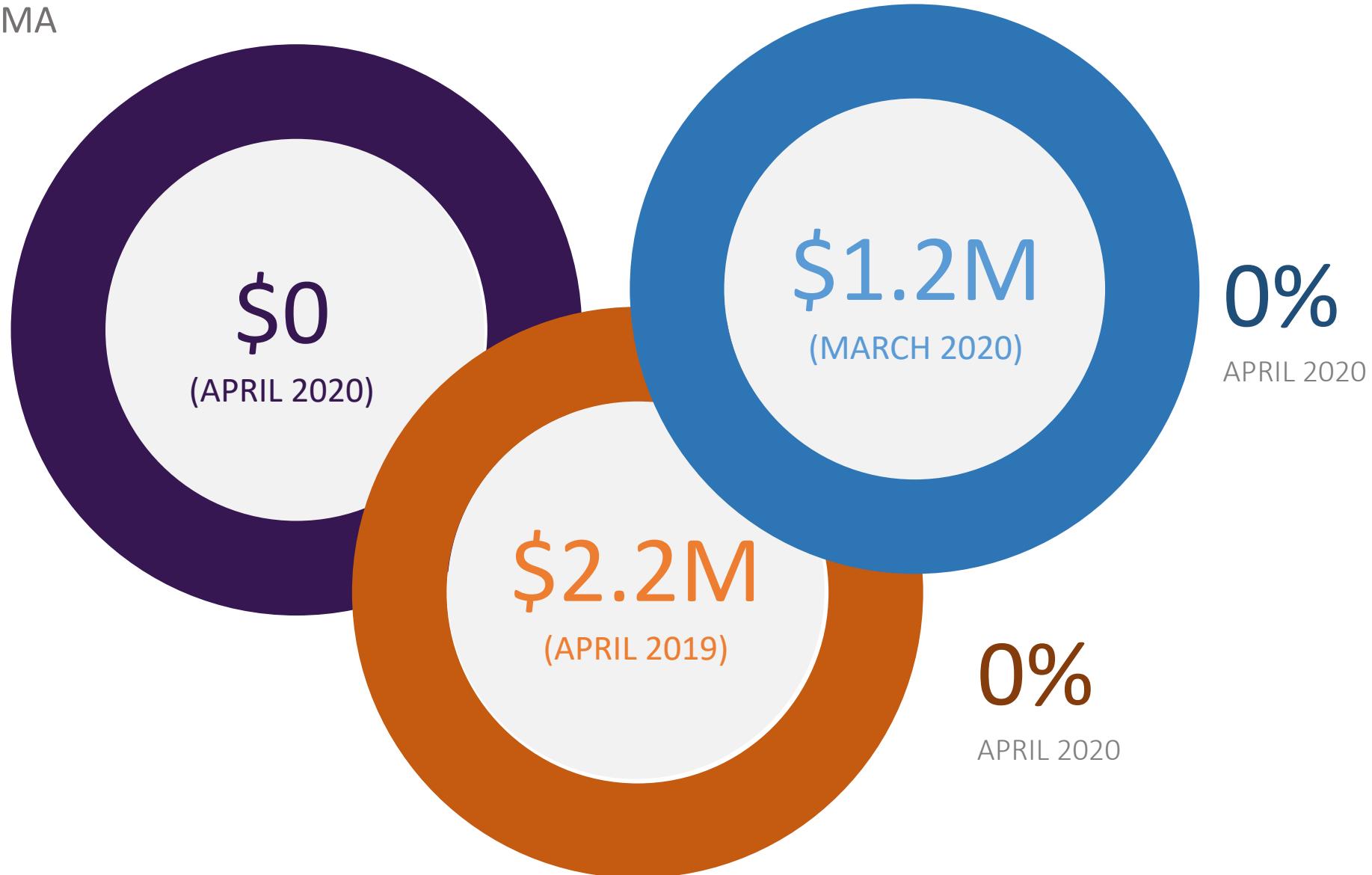
↓47%
APRIL 2020

↑4%
APRIL 2020

AVERAGE SELLING PRICE: FREEHOLD



CASA LOMA



AVERAGE SELLING PRICE: CONDO



CASA LOMA



\$ 614K



\$ 0



\$ 799K

↑ 100%

APRIL 2020

↓ 23%

APRIL 2020

DAYS ON MARKET: FREEHOLD



CASA LOMA



0%

APRIL 2020

0%

APRIL 2020

DAYS ON MARKET: CONDO

CASA LOMA



34 DAYS

APRIL 2020



16 DAYS

APRIL 2019



17 DAYS

MARCH 2020

↑112%

APRIL 2020

↑100%

APRIL 2020



Meet Members of The Freeman Team: (From left to right)
Daniel Freeman, Nancy Freeman, Randi Kwinta, Elden Freeman



www.freemanrealty.com

Not intended to solicit buyers & sellers working with another Broker