



Market Infographics

desai realty
REAL ESTATE BROKERAGE

MARKET UPDATE

JANUARY 2019

JANUARY 2019

desai realty

REAL ESTATE BROKERAGE

Sanjeev Desai CPA, CMA
Broker of Record, Desai Realty Inc.

416-697-6478

clientcare@desairealty.ca

CHURCH-YONGE CORRIDOR NEIGHBOURHOOD SUMMARY

95



Active Listings

\$854K




Average List Price

\$758K



Average Sale Price

8



Average Days On Market

Averages for residential and condo listings in JANUARY 2019.

ACTIVE LISTINGS: JANUARY 2019

CHURCH-YONGE CORRIDOR



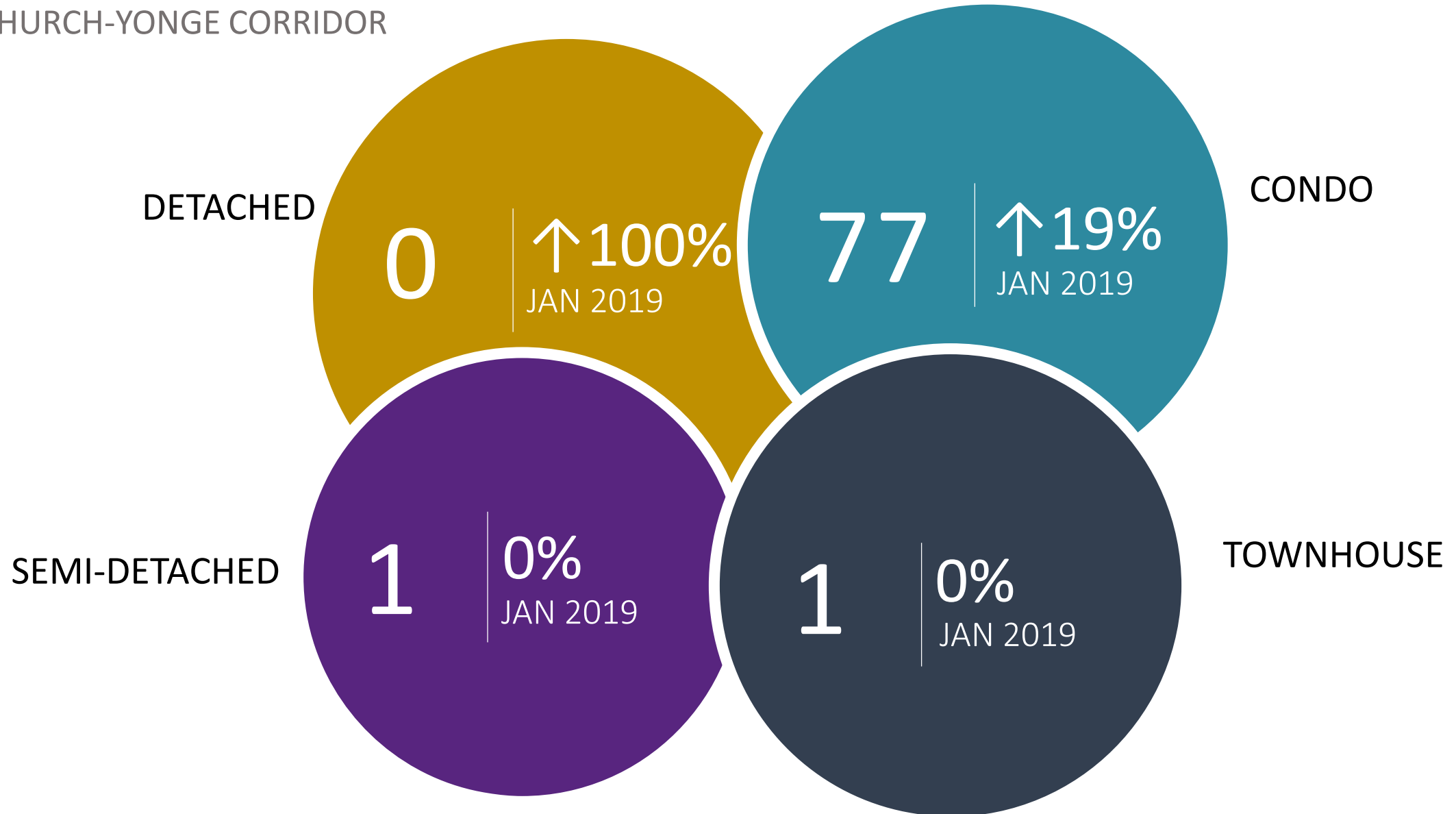
ACTIVE LISTINGS: JANUARY 2018

CHURCH-YONGE CORRIDOR




ACTIVE LISTINGS: DECEMBER 2018

CHURCH-YONGE CORRIDOR



AVERAGE ASKING PRICE: FREEHOLD

CHURCH-YONGE CORRIDOR




JANUARY 2019

\$1.7M was the average asking price across the 3 detached, semi-detached, and townhouse listings.



JANUARY 2018

\$0 was the average asking price across the 0 detached, semi-detached, and townhouse listings. ↑100% JANUARY 2019.



DECEMBER 2018

\$1.5M was the average asking price across 2 detached, semi-detached, and townhouse listings. ↑9% JANUARY 2019.

AVERAGE ASKING PRICE: CONDO

CHURCH-YONGE CORRIDOR



\$826K

JANUARY
2019



\$750K

JANUARY
2018



\$759K

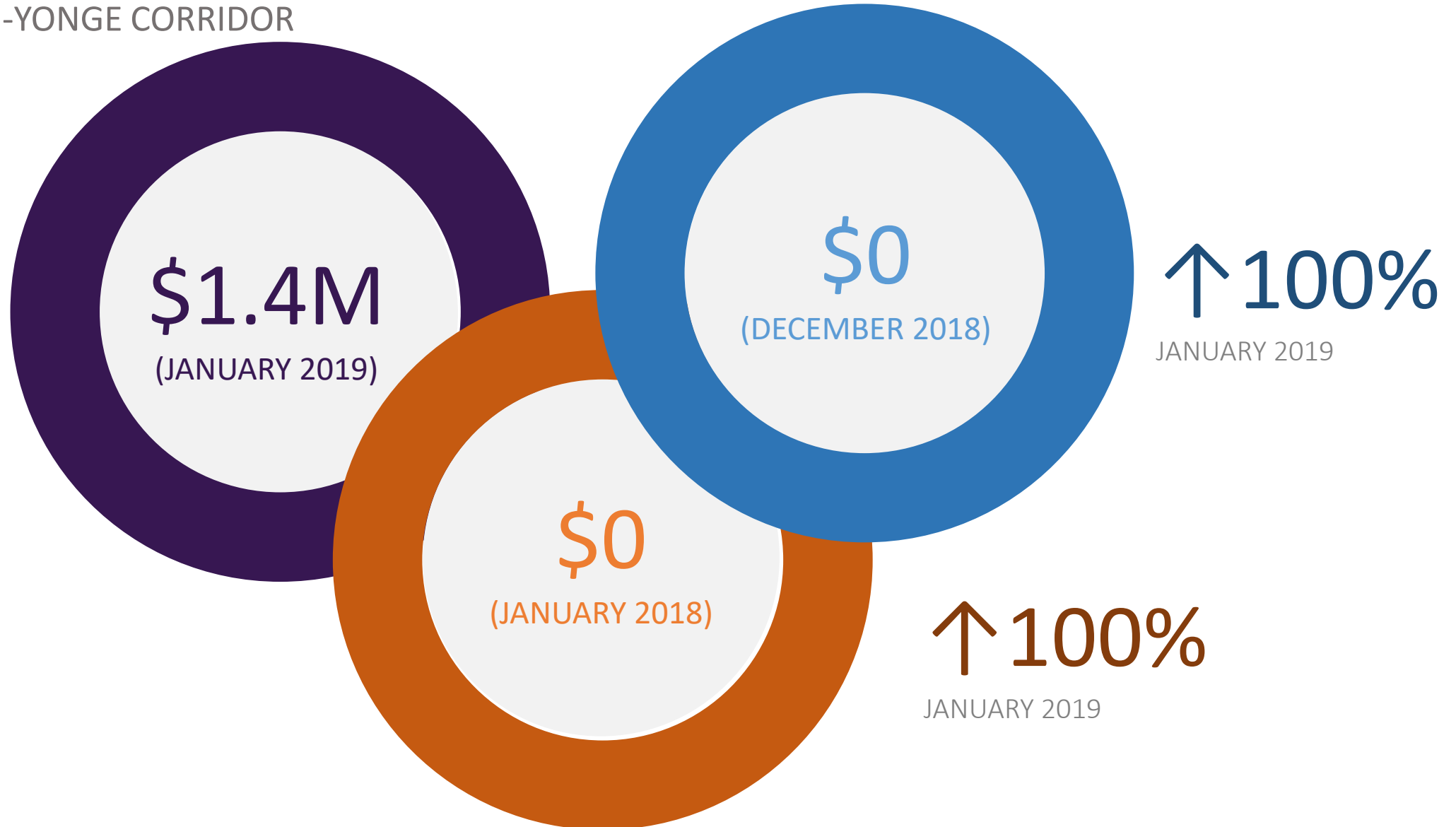
DECEMBER
2018

↑ 10%
JANUARY 2019

↑ 8%
JANUARY 2019

AVERAGE SELLING PRICE: FREEHOLD

CHURCH-YONGE CORRIDOR



AVERAGE SELLING PRICE: CONDO

CHURCH-YONGE CORRIDOR



\$ 705K



\$ 712K



\$ 662K

↓ 1%

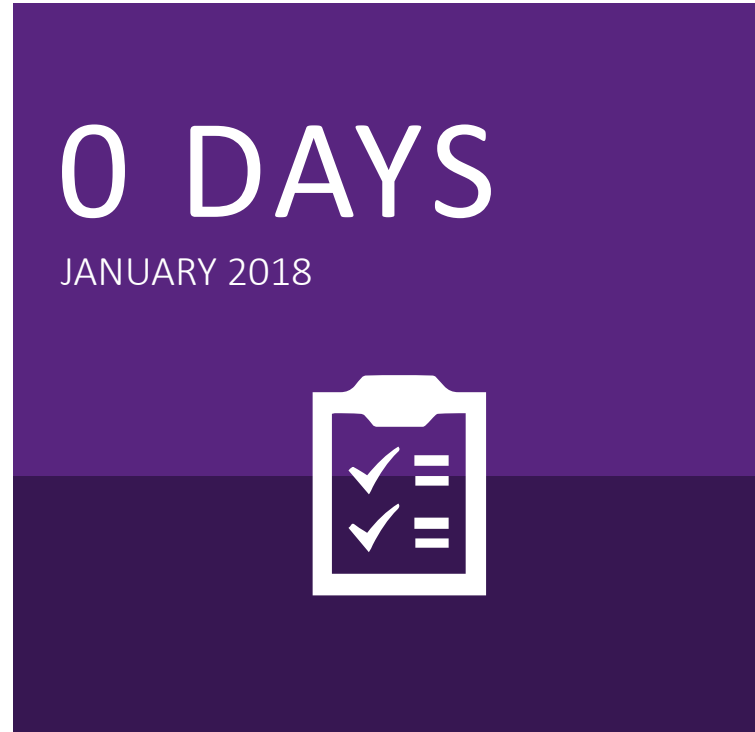
JANUARY 2019

↑ 6%

JANUARY 2019

DAYS ON MARKET: FREEHOLD

CHURCH-YONGE CORRIDOR



↑ 100%

JANUARY 2019

↓ 95%

JANUARY 2019

DAYS ON MARKET: CONDO

CHURCH-YONGE CORRIDOR



8 DAYS

JANUARY 2019



21 DAYS

JANUARY 2018



18 DAYS

DECEMBER 2018

↓ 61%

JANUARY 2019

↓ 55%

JANUARY 2019

desai realty

REAL ESTATE BROKERAGE

Sanjeev Desai CPA, CMA
Broker of Record, Desai Realty Inc.

416-697-6478

clientcare@desairealty.ca