



Market Infographics

desai realty
REAL ESTATE BROKERAGE

MARKET UPDATE

JANUARY 2019

JANUARY 2019

desai realty

REAL ESTATE BROKERAGE

Sanjeev Desai CPA, CMA

Broker of Record, Desai Realty Inc.

416-697-6478

clientcare@desairealty.ca

MOSS PARK NEIGHBOURHOOD SUMMARY

52



Active Listings

\$768K




Average List Price

\$741K



Average Sale Price

5

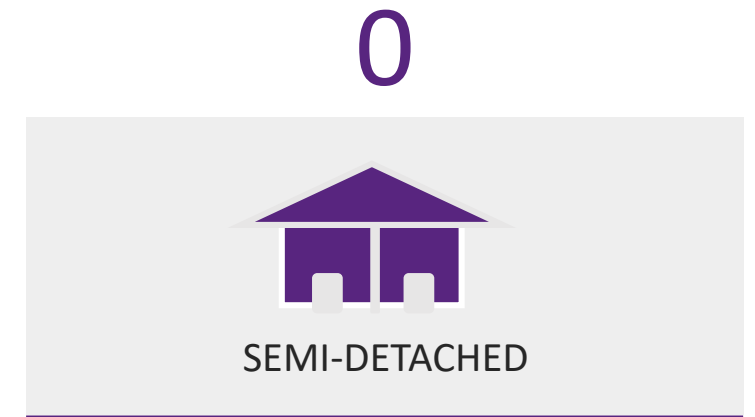


Average Days On Market

Averages for residential and condo listings in JANUARY 2019.

ACTIVE LISTINGS: JANUARY 2019

MOSS PARK



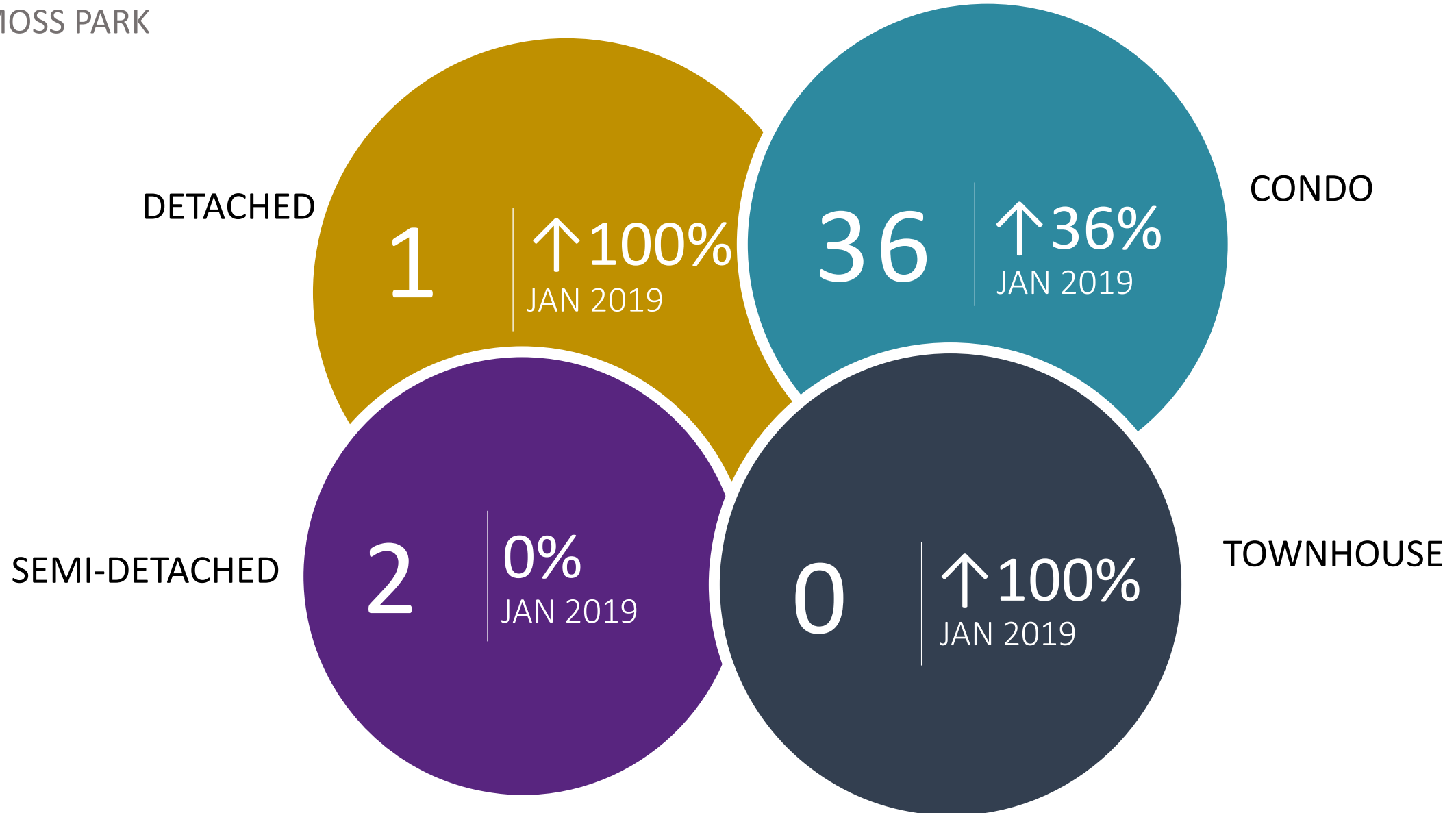
ACTIVE LISTINGS: JANUARY 2018

MOSS PARK




ACTIVE LISTINGS: DECEMBER 2018

MOSS PARK



AVERAGE ASKING PRICE: FREEHOLD

MOSS PARK




JANUARY 2019

\$1.3M was the average asking price across the 3 detached, semi-detached, and townhouse listings.



JANUARY 2018

\$0 was the average asking price across the 0 detached, semi-detached, and townhouse listings. ↑100% JANUARY 2019.



DECEMBER 2018

\$1.5M was the average asking price across 3 detached, semi-detached, and townhouse listings. ↓12% JANUARY 2019.

AVERAGE ASKING PRICE: CONDO

MOSS PARK



\$733K

JANUARY
2019



\$655K

JANUARY
2018



\$661K

DECEMBER
2018

↑ 11%

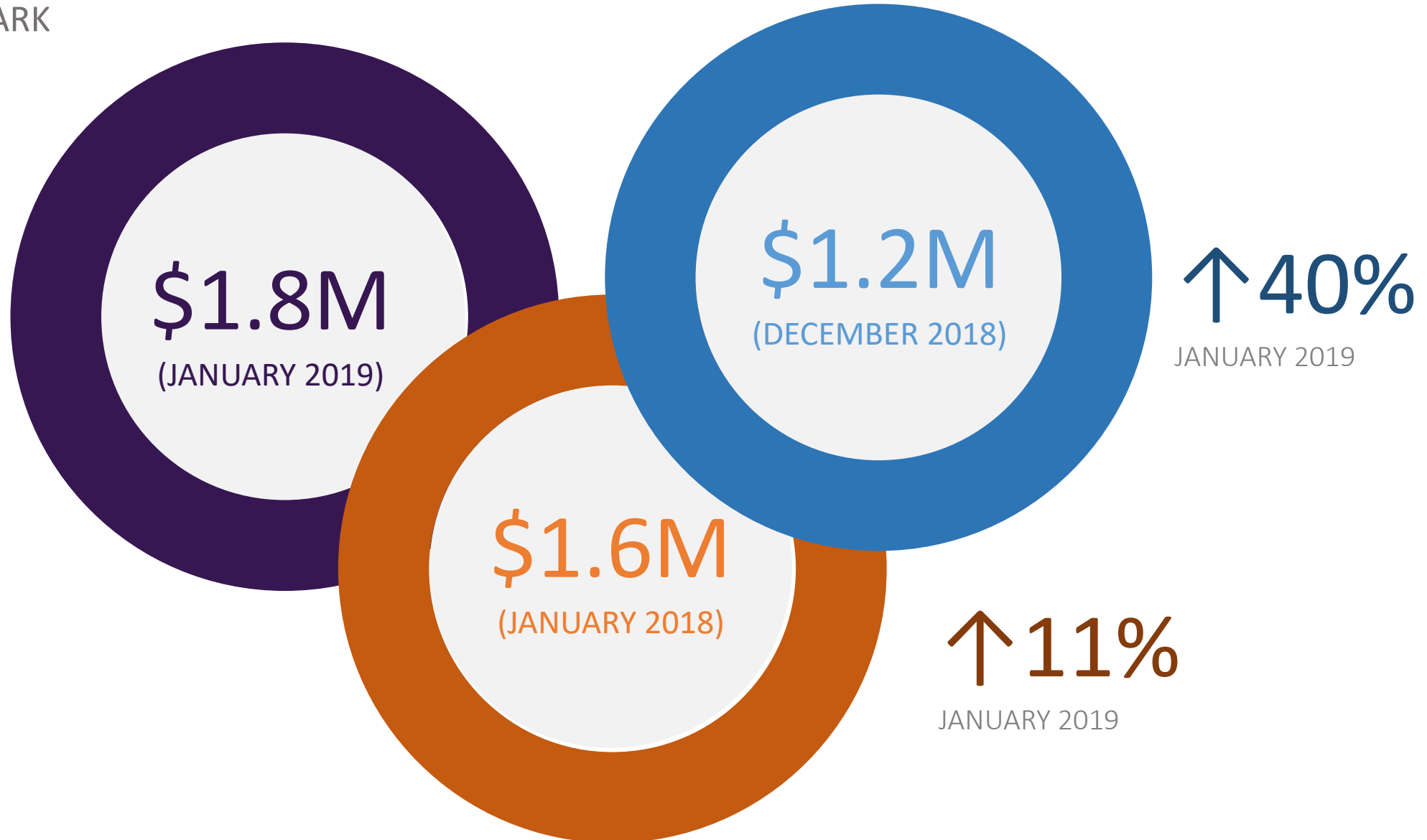
JANUARY 2019

↑ 10%

JANUARY 2019

AVERAGE SELLING PRICE: FREEHOLD

MOSS PARK



AVERAGE SELLING PRICE: CONDO

MOSS PARK



\$ 682K



\$ 568K



\$ 612K

↑ 19%

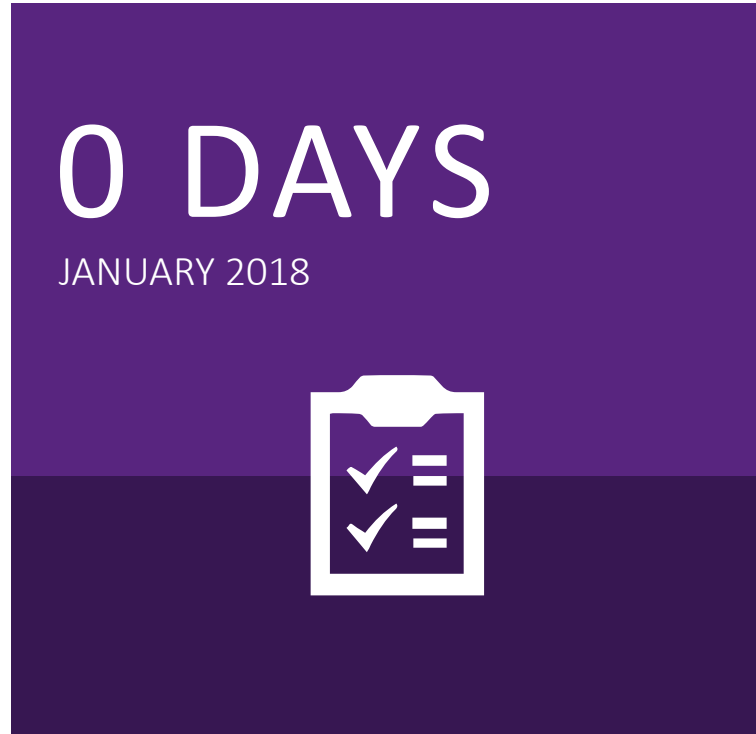
JANUARY 2019

↑ 11%

JANUARY 2019

DAYS ON MARKET: FREEHOLD

MOSS PARK



↑ 100%

JANUARY 2019

↓ 66%

JANUARY 2019

DAYS ON MARKET: CONDO

MOSS PARK



5 DAYS

JANUARY 2019



11 DAYS

JANUARY 2018



16 DAYS

DECEMBER 2018

↓ 54%

JANUARY 2019

↓ 68%

JANUARY 2019

desai realty

REAL ESTATE BROKERAGE

Sanjeev Desai CPA, CMA

Broker of Record, Desai Realty Inc.

416-697-6478

clientcare@desairealty.ca