



Market Infographics

desai realty
REAL ESTATE BROKERAGE

MARKET UPDATE

JANUARY 2019

JANUARY 2019

desai realty

REAL ESTATE BROKERAGE

Sanjeev Desai CPA, CMA
Broker of Record, Desai Realty Inc.

416-697-6478

clientcare@desairealty.ca

NIAGARA NEIGHBOURHOOD SUMMARY

98



Active Listings

\$647K




Average List Price

\$651K



Average Sale Price

5

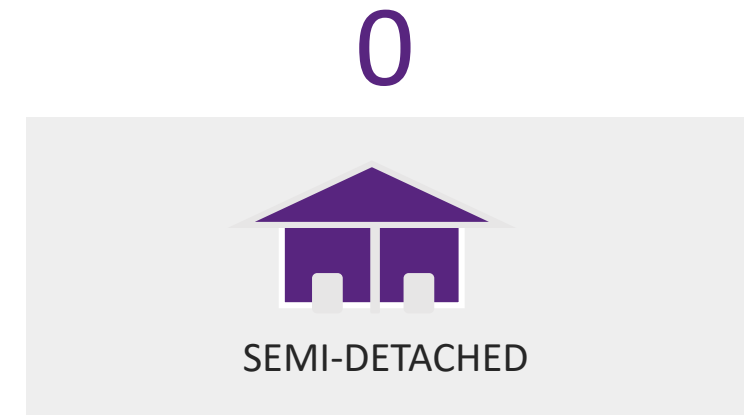
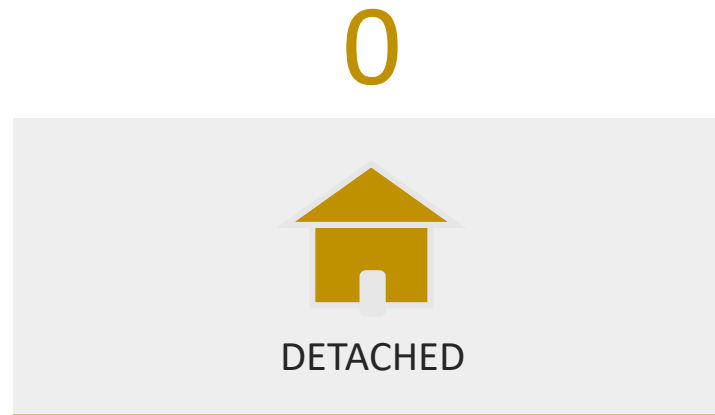


Average Days On Market

Averages for residential and condo listings in JANUARY 2019.

ACTIVE LISTINGS: JANUARY 2019

NIAGARA



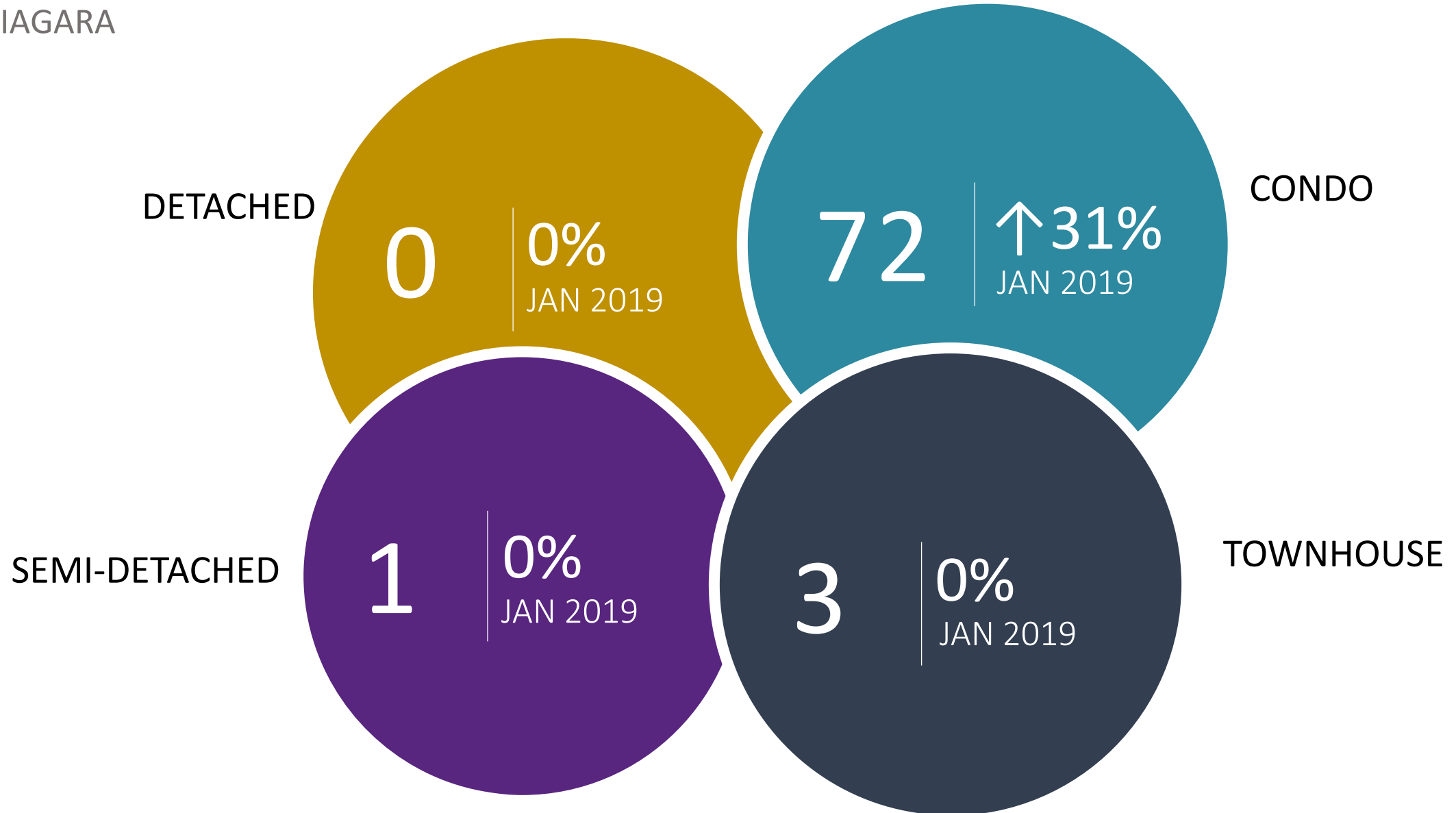
ACTIVE LISTINGS: JANUARY 2018

NIAGARA




ACTIVE LISTINGS: DECEMBER 2018

NIAGARA



AVERAGE ASKING PRICE: FREEHOLD

NIAGARA



JANUARY 2019

\$1.5M was the average asking price across the 3 detached, semi-detached, and townhouse listings.



JANUARY 2018

\$1M was the average asking price across the 2 detached, semi-detached, and townhouse listings. ↑45% JANUARY 2019.



DECEMBER 2018

\$1.3M was the average asking price across 4 detached, semi-detached, and townhouse listings. ↑9% JANUARY 2019.

AVERAGE ASKING PRICE: CONDO

NIAGARA



\$621K

JANUARY
2019



\$525K

JANUARY
2018



\$692K

DECEMBER
2018

↑ 18%

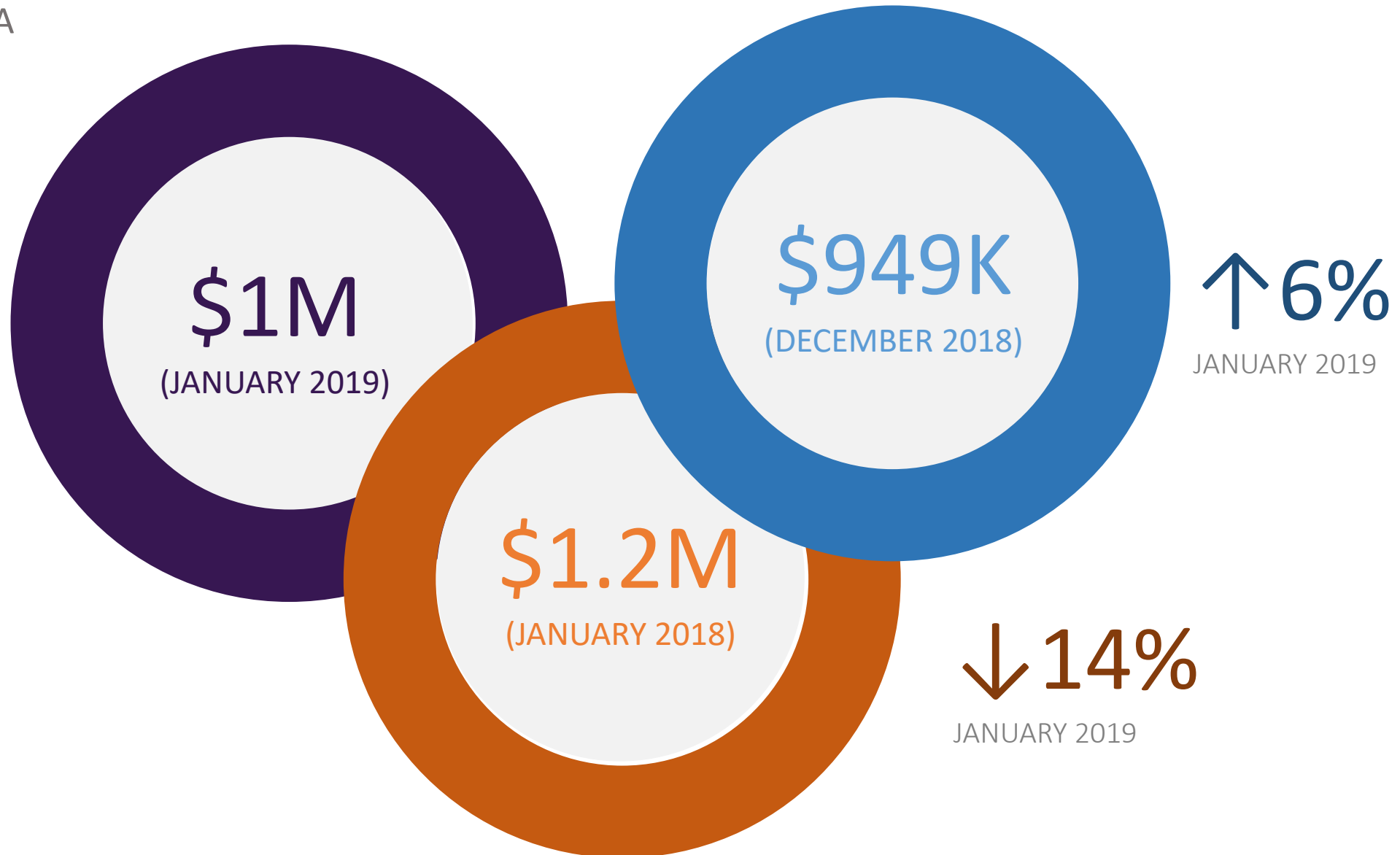
JANUARY 2019

↓ 10%

JANUARY 2019

AVERAGE SELLING PRICE: FREEHOLD

NIAGARA



AVERAGE SELLING PRICE: CONDO

NIAGARA



\$ 615K



\$ 575K



\$ 660K

↑ 7%

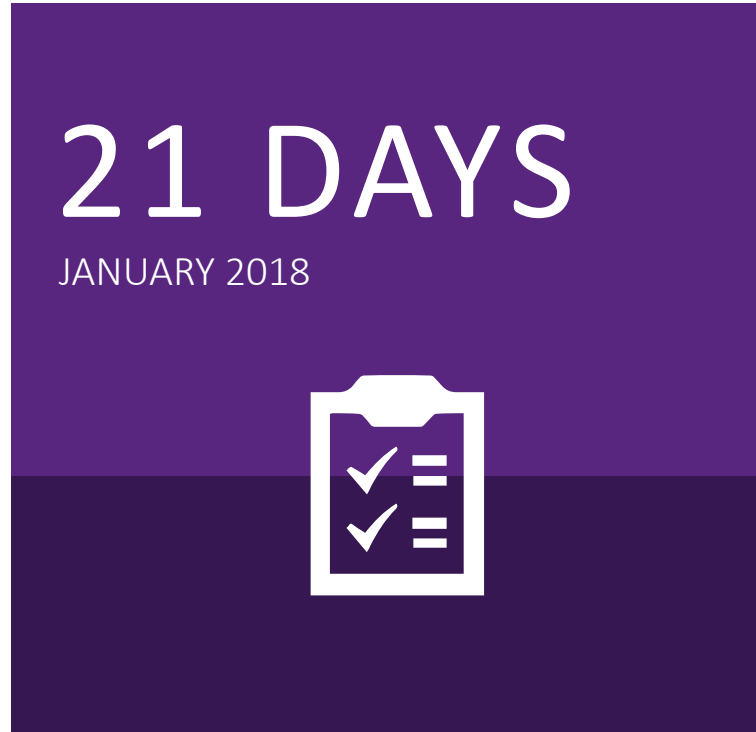
JANUARY 2019

↓ 6%

JANUARY 2019

DAYS ON MARKET: FREEHOLD

NIAGARA



↓ 71%

JANUARY 2019

↓ 87%

JANUARY 2019

DAYS ON MARKET: CONDO

NIAGARA



5 DAYS

JANUARY 2019



13 DAYS

JANUARY 2018



17 DAYS

DECEMBER 2018

↓ 61%

JANUARY 2019

↓ 70%

JANUARY 2019

desai realty

REAL ESTATE BROKERAGE

Sanjeev Desai CPA, CMA
Broker of Record, Desai Realty Inc.

416-697-6478

clientcare@desairealty.ca