



Market Infographics

desai realty
REAL ESTATE BROKERAGE

MARKET UPDATE

JANUARY 2019

JANUARY 2019

desai realty

REAL ESTATE BROKERAGE

Sanjeev Desai CPA, CMA
Broker of Record, Desai Realty Inc.

416-697-6478

clientcare@desairealty.ca

TRINITY-BELLWOODS NEIGHBOURHOOD SUMMARY

8



Active Listings

\$1.7M




Average List Price

\$1.2M



Average Sale Price

3



Average Days On Market

Averages for residential and condo listings in JANUARY 2019.

ACTIVE LISTINGS: JANUARY 2019

TRINITY-BELLWOODS

Total

8

JANUARY 2019

1



DETACHED

3



SEMI-DETACHED

1



TOWNHOUSE

3



CONDO

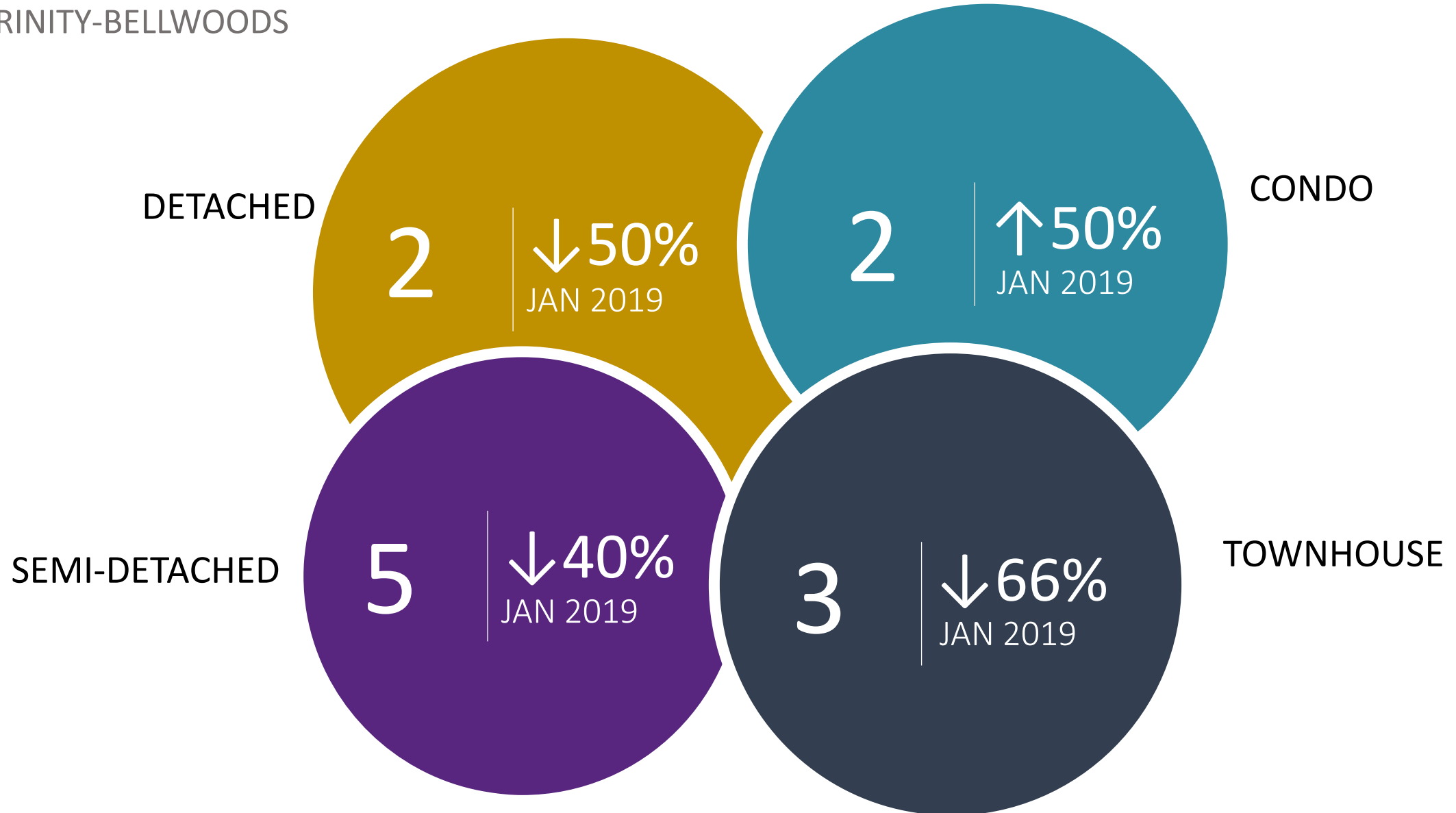
ACTIVE LISTINGS: JANUARY 2018

TRINITY-BELLWOODS



ACTIVE LISTINGS: DECEMBER 2018

TRINITY-BELLWOODS



AVERAGE ASKING PRICE: FREEHOLD

TRINITY-BELLWOODS

 \$2.3M

JANUARY 2019

\$2.3M was the average asking price across the 5 detached, semi-detached, and townhouse listings.

 \$1.3M

JANUARY 2018

\$1.3M was the average asking price across the 6 detached, semi-detached, and townhouse listings. ↑81% JANUARY 2019.

 \$1.5M

DECEMBER 2018

\$1.5M was the average asking price across 10 detached, semi-detached, and townhouse listings. ↑51% JANUARY 2019.

AVERAGE ASKING PRICE: CONDO

TRINITY-BELLWOODS



\$600K

JANUARY
2019



\$0

JANUARY
2018



\$489K

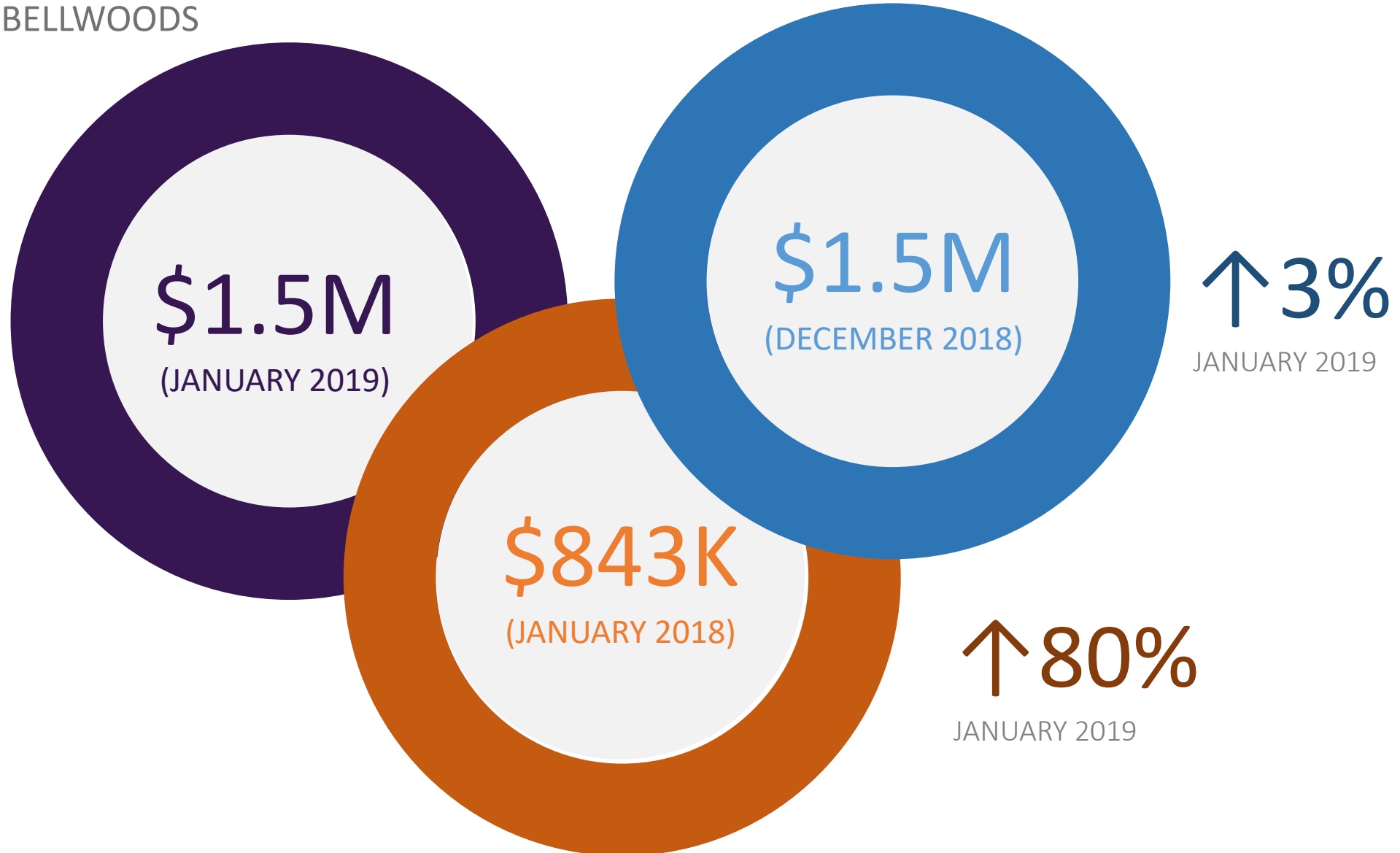
DECEMBER
2018

↑ 100%
JANUARY 2019

↑ 22%
JANUARY 2019

AVERAGE SELLING PRICE: FREEHOLD

TRINITY-BELLWOODS



AVERAGE SELLING PRICE: CONDO

TRINITY-BELLWOODS



\$ 585K



\$ 0



\$ 489K

↑ 100%

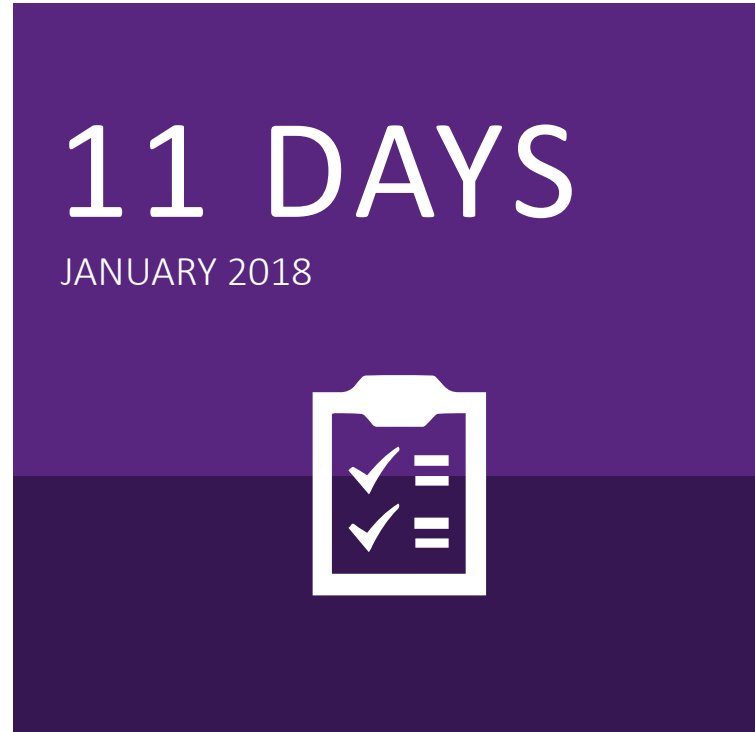
JANUARY 2019

↑ 19%

JANUARY 2019

DAYS ON MARKET: FREEHOLD

TRINITY-BELLWOODS



↓ 72%

JANUARY 2019

↓ 86%

JANUARY 2019

DAYS ON MARKET: CONDO

TRINITY-BELLWOODS



3 DAYS

JANUARY 2019



0 DAYS

JANUARY 2018



4 DAYS

DECEMBER 2018

↑ 100%

JANUARY 2019

↓ 25%

JANUARY 2019

desai realty

REAL ESTATE BROKERAGE

Sanjeev Desai CPA, CMA
Broker of Record, Desai Realty Inc.

416-697-6478

clientcare@desairealty.ca