



## Market Infographics

**desai realty**  
REAL ESTATE BROKERAGE

MARKET UPDATE

JANUARY 2019

JANUARY 2019

# desai realty

**REAL ESTATE BROKERAGE**

Sanjeev Desai CPA, CMA

Broker of Record, Desai Realty Inc.

**416-697-6478**

**[clientcare@desairealty.ca](mailto:clientcare@desairealty.ca)**

# WATERFRONT COMMUNITIES C1 NEIGHBOURHOOD SUMMARY

218



Active Listings

\$729K




Average List Price

\$702K



Average Sale Price

7


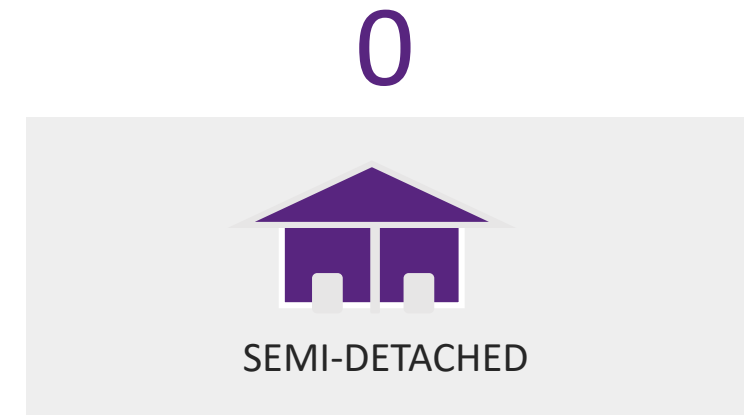
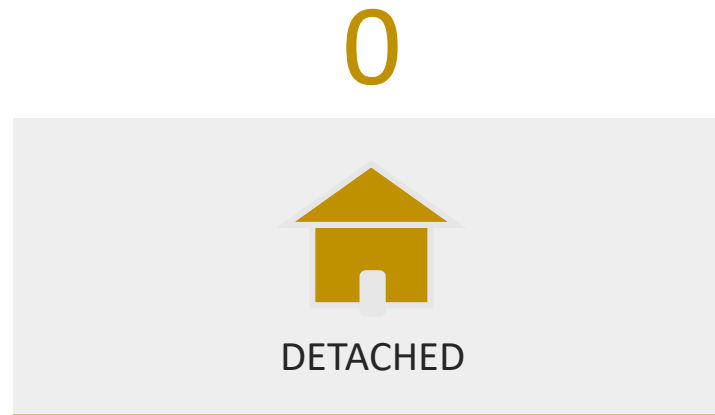


Average Days On Market

Averages for residential and condo listings in JANUARY 2019.

# ACTIVE LISTINGS: JANUARY 2019

WATERFRONT COMMUNITIES C1



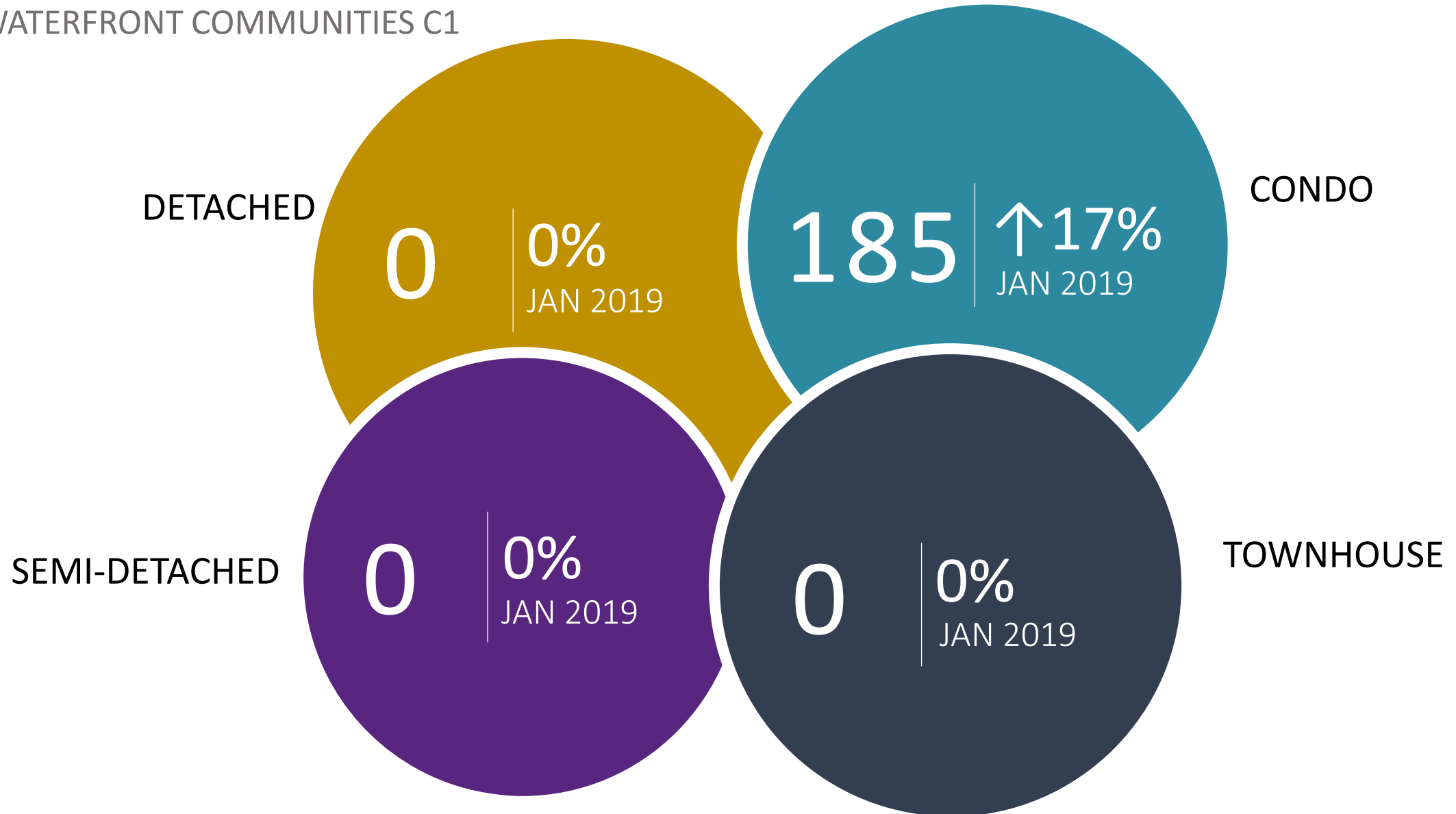
# ACTIVE LISTINGS: JANUARY 2018

## WATERFRONT COMMUNITIES C1



# ACTIVE LISTINGS: DECEMBER 2018

WATERFRONT COMMUNITIES C1



# AVERAGE ASKING PRICE: FREEHOLD

## WATERFRONT COMMUNITIES C1





# AVERAGE ASKING PRICE: CONDO

WATERFRONT COMMUNITIES C1



\$729K

JANUARY  
2019



\$717K

JANUARY  
2018



\$891K

DECEMBER  
2018

↑ 1%

JANUARY 2019

↓ 18%

JANUARY 2019

# AVERAGE SELLING PRICE: CONDO

WATERFRONT COMMUNITIES C1



**\$ 702K**



**\$ 625K**



**\$ 776K**

**↑ 12%**

JANUARY 2019

**↓ 9%**

JANUARY 2019

# DAYS ON MARKET: CONDO

WATERFRONT COMMUNITIES C1



**7 DAYS**

JANUARY 2019



**19 DAYS**

JANUARY 2018



**22 DAYS**

DECEMBER 2018

↓ **63%**

JANUARY 2019

↓ **68%**

JANUARY 2019

# desai realty

**REAL ESTATE BROKERAGE**

Sanjeev Desai CPA, CMA

Broker of Record, Desai Realty Inc.

**416-697-6478**

**[clientcare@desairealty.ca](mailto:clientcare@desairealty.ca)**