



Market Infographics



RE/MAX® Realtron

MICH LEUNG Realty Inc., Brokerage

☎ 647-988-9080 ✉ mich@michleung.com



MARKET UPDATE
APRIL 2019


MARKET UPDATE



RE/MAX[®] Realtron

MICH LEUNG Realty Inc., Brokerage

☎ 647-988-9080 ✉ mich@michleung.com



BERCZY NEIGHBOURHOOD SUMMARY

65



Active Listings

\$1.1M




Average List Price

\$970K



Average Sale Price

22



Average Days On Market

Averages for residential and condo listings in APRIL 2019.

ACTIVE LISTINGS: APRIL 2019

BERCZY



29



DETACHED

12



SEMI-DETACHED

21



TOWNHOUSE

3



CONDO

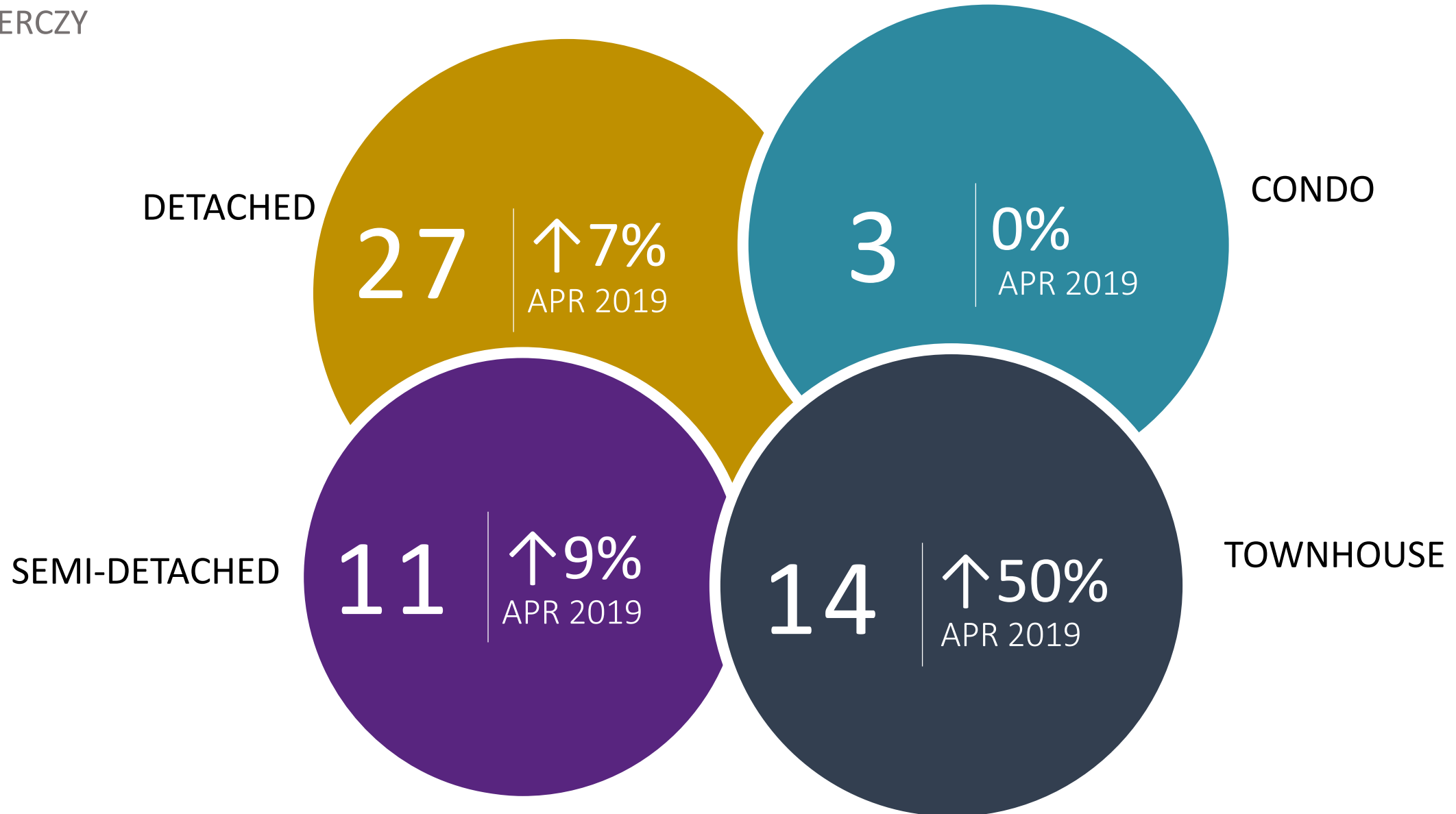
ACTIVE LISTINGS: APRIL 2018

BERCZY




ACTIVE LISTINGS: MARCH 2019

BERCZY




AVERAGE ASKING PRICE: FREEHOLD

BERCZY




APRIL 2019

\$1.1M was the average asking price across the 62 detached, semi-detached, and townhouse listings.



APRIL 2018

\$1.2M was the average asking price across the 72 detached, semi-detached, and townhouse listings. ↓7% APRIL 2019.



MARCH 2019

\$1.1M was the average asking price across 52 detached, semi-detached, and townhouse listings. 0% APRIL 2019.

AVERAGE ASKING PRICE: CONDO

BERCZY



\$435K

APRIL
2019



\$460K

APRIL
2018



\$407K

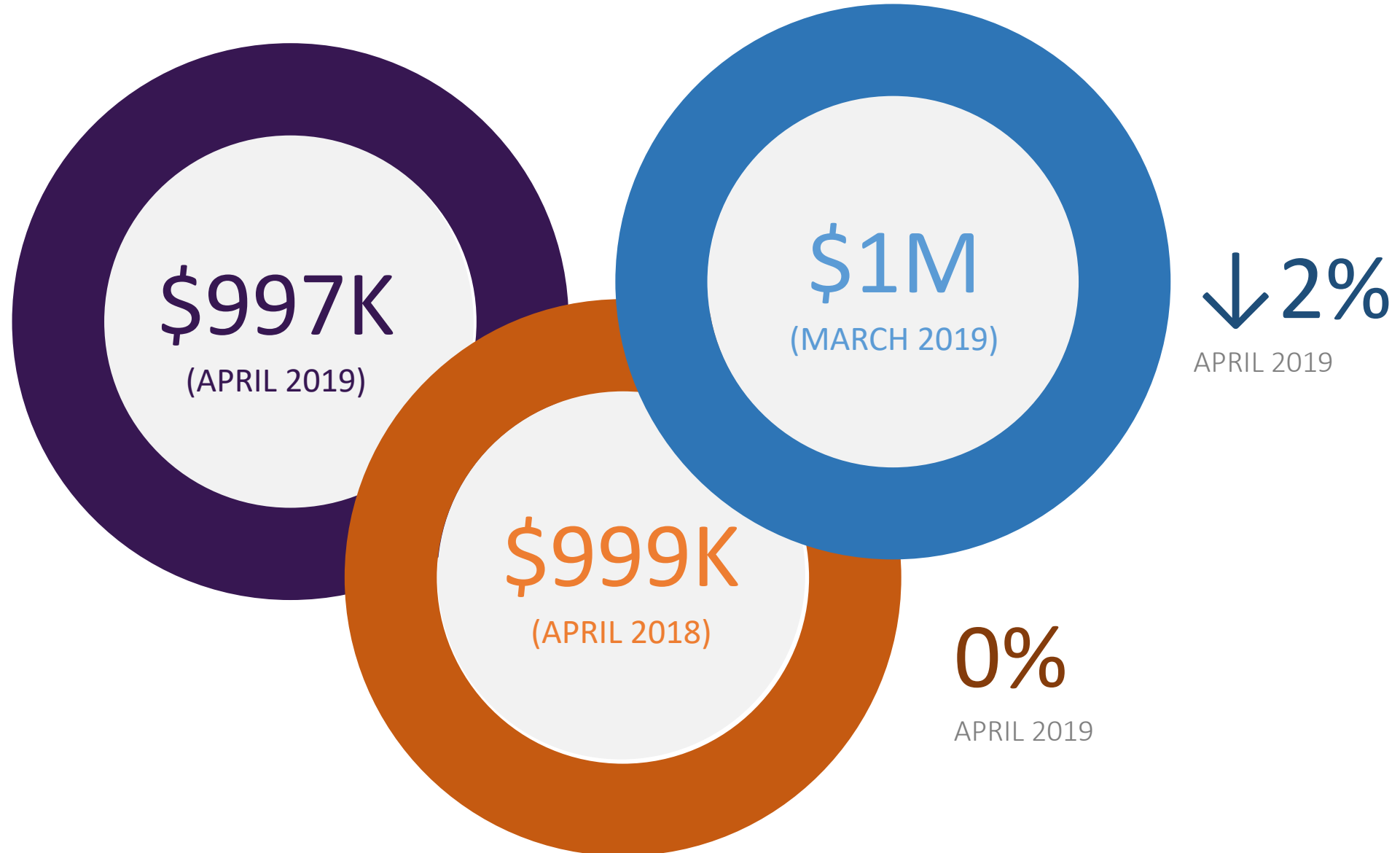
MARCH
2019

↓ 5%
APRIL 2019

↑ 6%
APRIL 2019

AVERAGE SELLING PRICE: FREEHOLD

BERCZY



AVERAGE SELLING PRICE: CONDO

BERCZY



\$ 386K



\$ 380K



\$ 439K

↑ 1%

APRIL 2019

↓ 12%

APRIL 2019

DAYS ON MARKET: FREEHOLD

BERCZY



↓ 27%

APRIL 2019

↓ 27%

APRIL 2019

DAYS ON MARKET: CONDO

BERCZY



53 DAYS

APRIL 2019



44 DAYS

APRIL 2018



38 DAYS

MARCH 2019

↑ 20%

APRIL 2019

↑ 39%

APRIL 2019



RE/MAX[®] Realtron

MICH LEUNG Realty Inc., Brokerage

☎ 647-988-9080 ✉ mich@michleung.com

