



Market Infographics



RE/MAX® Realtron

MICH LEUNG Realty Inc., Brokerage

☎ 647-988-9080 ✉ mich@michleung.com



MARKET UPDATE

NOVEMBER 2018

NOVEMBER 2018



RE/MAX[®] Realtron

MICH LEUNG Realty Inc., Brokerage

☎ 647-988-9080 ✉ mich@michleung.com



CATHEDRALTOWN NEIGHBOURHOOD SUMMARY

10



Active Listings

\$864K




Average List Price

\$1.1M



Average Sale Price

16



Average Days On Market

Averages for residential and condo listings in NOVEMBER 2018.

ACTIVE LISTINGS: NOVEMBER 2018

CATHEDRALTOWN



3



DETACHED

1



SEMI-DETACHED

2



TOWNHOUSE

4



CONDO

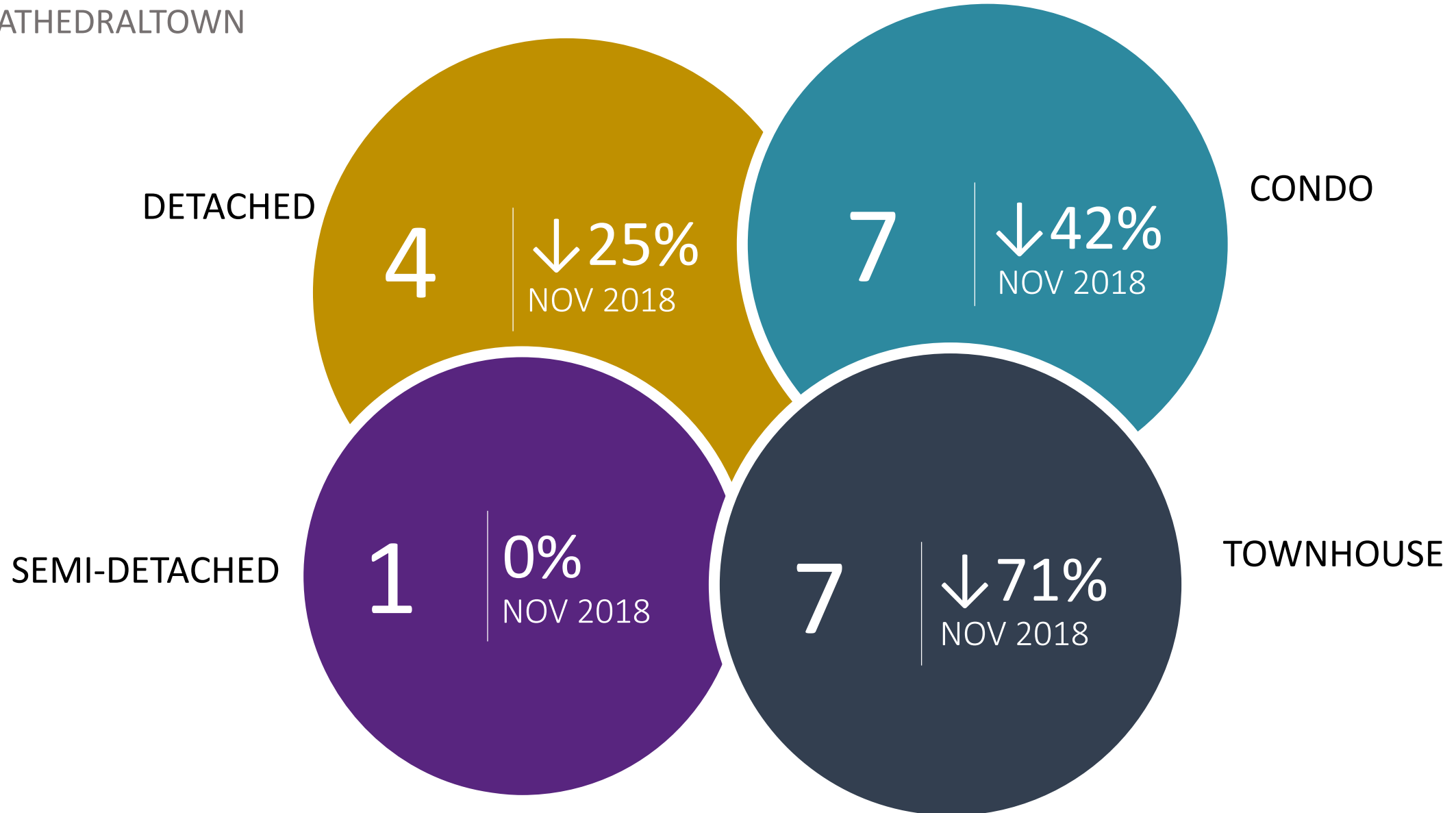
ACTIVE LISTINGS: NOVEMBER 2017

CATHEDRALTOWN




ACTIVE LISTINGS: OCTOBER 2018

CATHEDRALTOWN




AVERAGE ASKING PRICE: FREEHOLD

CATHEDRALTOWN




NOVEMBER 2018

\$1.1M was the average asking price across the 6 detached, semi-detached, and townhouse listings.



NOVEMBER 2017

\$1.3M was the average asking price across the 12 detached, semi-detached, and townhouse listings. ↓11% NOVEMBER 2018.



OCTOBER 2018

\$1.1M was the average asking price across 12 detached, semi-detached, and townhouse listings. ↑4% NOVEMBER 2018.

AVERAGE ASKING PRICE: CONDO

CATHEDRALTOWN



\$462K

NOVEMBER
2018



\$389K

NOVEMBER
2017



\$571K

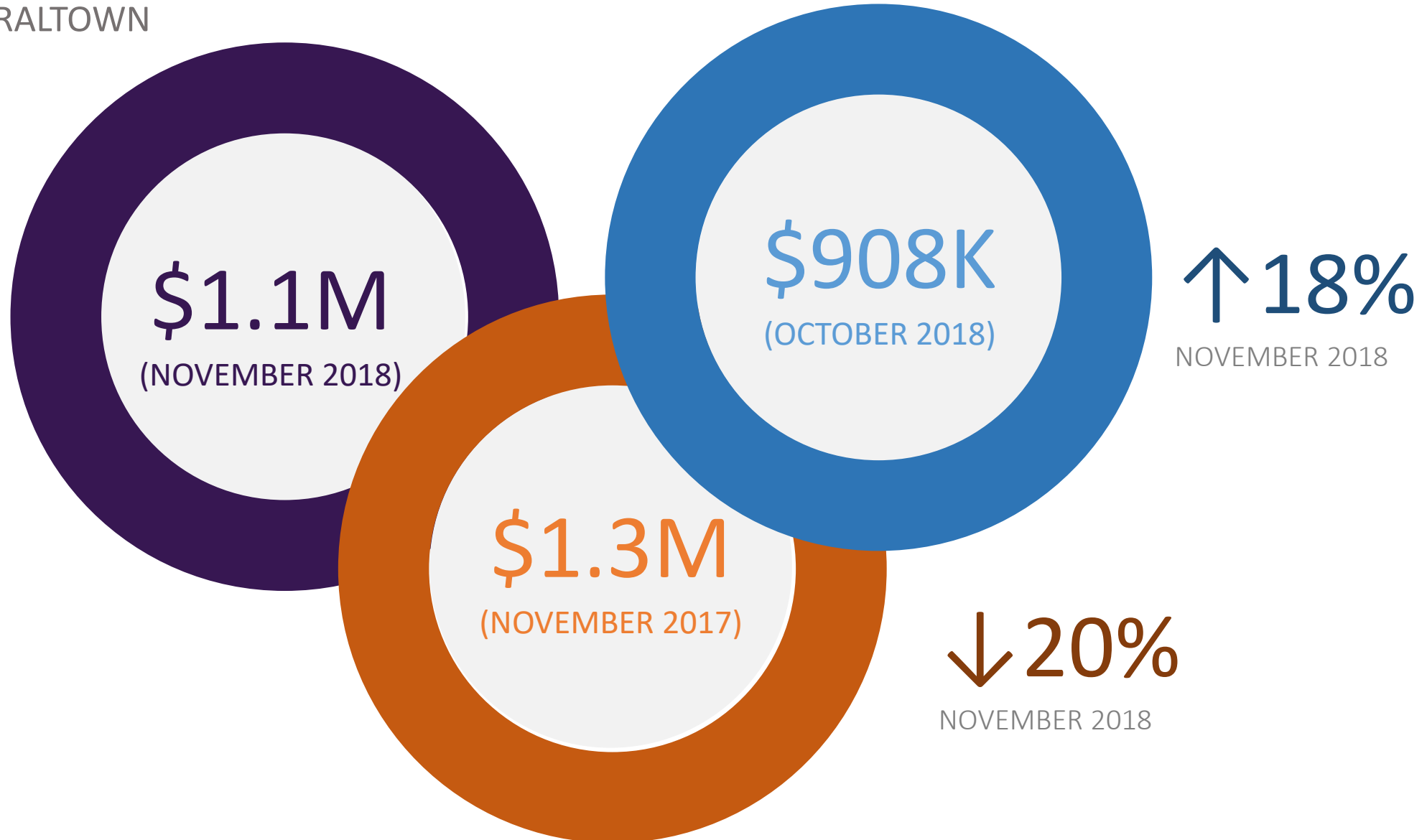
OCTOBER
2018

↑ 18%
NOVEMBER 2018

↓ 19%
NOVEMBER 2018

AVERAGE SELLING PRICE: FREEHOLD

CATHEDRALTOWN



AVERAGE SELLING PRICE: CONDO

CATHEDRALTOWN



\$ 0



\$ 389K



\$ 656K

0%

NOVEMBER 2018

0%

NOVEMBER 2018

DAYS ON MARKET: FREEHOLD

CATHEDRALTOWN

27 DAYS

NOVEMBER 2018



49 DAYS

NOVEMBER 2017



35 DAYS

OCTOBER 2018



↓ 44%

NOVEMBER 2018

↓ 22%

NOVEMBER 2018

DAYS ON MARKET: CONDO

CATHEDRALTOWN



0 DAYS

NOVEMBER 2018



14 DAYS

NOVEMBER 2017



23 DAYS

OCTOBER 2018

0%

NOVEMBER 2018

0%

NOVEMBER 2018



RE/MAX[®] Realtron

MICH LEUNG Realty Inc., Brokerage

☎ 647-988-9080 ✉ mich@michleung.com

