



Market Infographics



RE/MAX® Realtron

MICH LEUNG Realty Inc., Brokerage

☎ 647-988-9080 ✉ mich@michleung.com



MARKET UPDATE

JULY 2018

JULY 2018



RE/MAX[®] Realtron

MICH LEUNG Realty Inc., Brokerage

☎ 647-988-9080 ✉ mich@michleung.com



RURAL AURORA NEIGHBOURHOOD SUMMARY

52



Active Listings

\$1M




Average List Price

\$1M



Average Sale Price

33

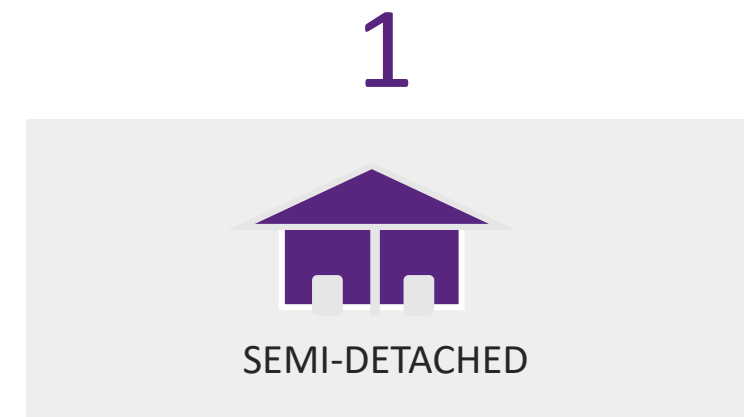


Average Days On Market

Averages for residential and condo listings in JULY 2018.

ACTIVE LISTINGS: JULY 2018

RURAL AURORA



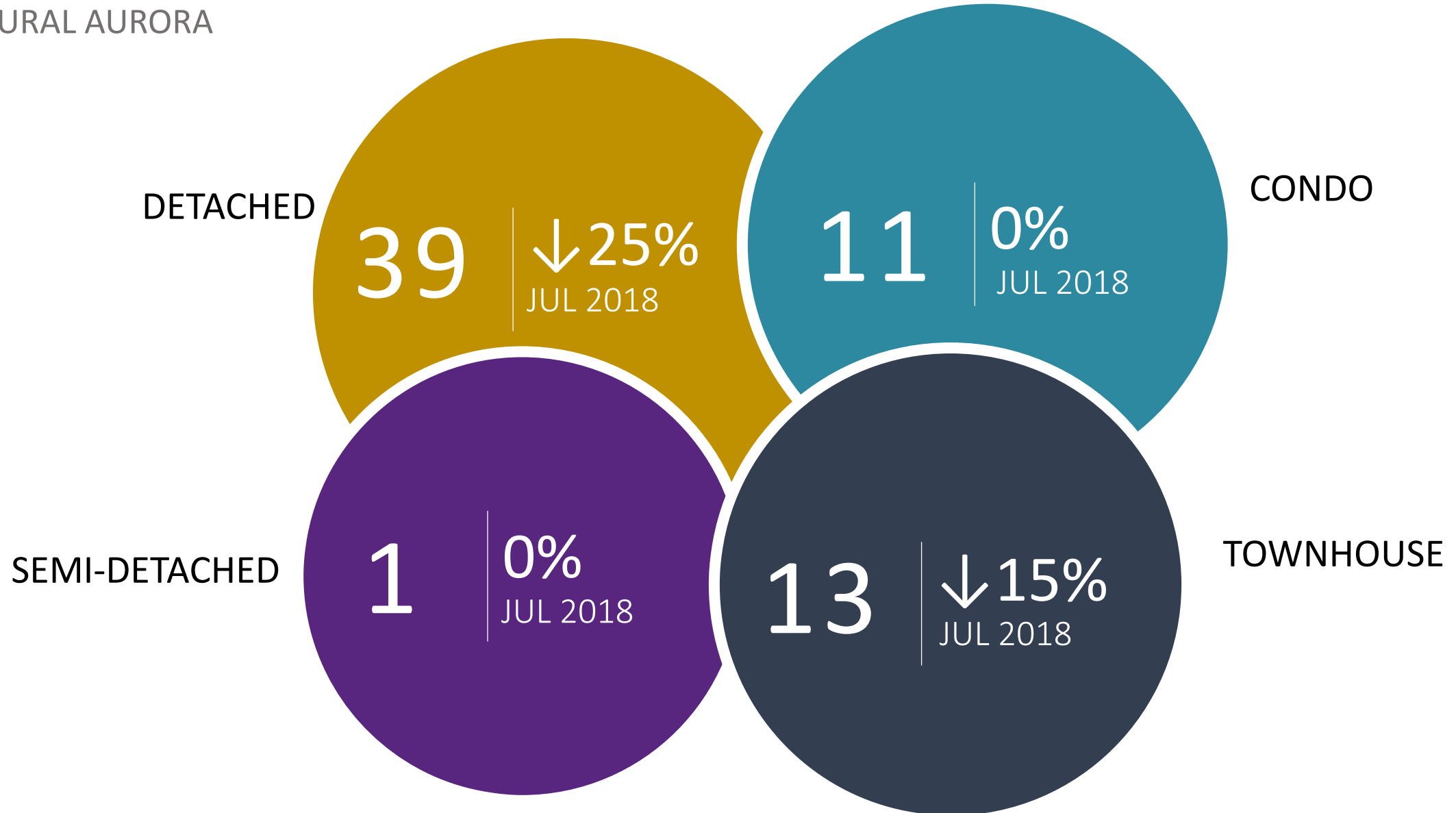
ACTIVE LISTINGS: JULY 2017

RURAL AURORA




ACTIVE LISTINGS: JUNE 2018

RURAL AURORA




AVERAGE ASKING PRICE: FREEHOLD

RURAL AURORA




JULY 2018

\$1.1M was the average asking price across the **41** detached, semi-detached, and townhouse listings.



JULY 2017

\$1.2M was the average asking price across the **21** detached, semi-detached, and townhouse listings. **↓3%** JULY 2018.



JUNE 2018

\$1.1M was the average asking price across **53** detached, semi-detached, and townhouse listings. **0%** JULY 2018.

AVERAGE ASKING PRICE: CONDO

RURAL AURORA



\$627K

JULY
2018



\$0

JULY
2017



\$538K

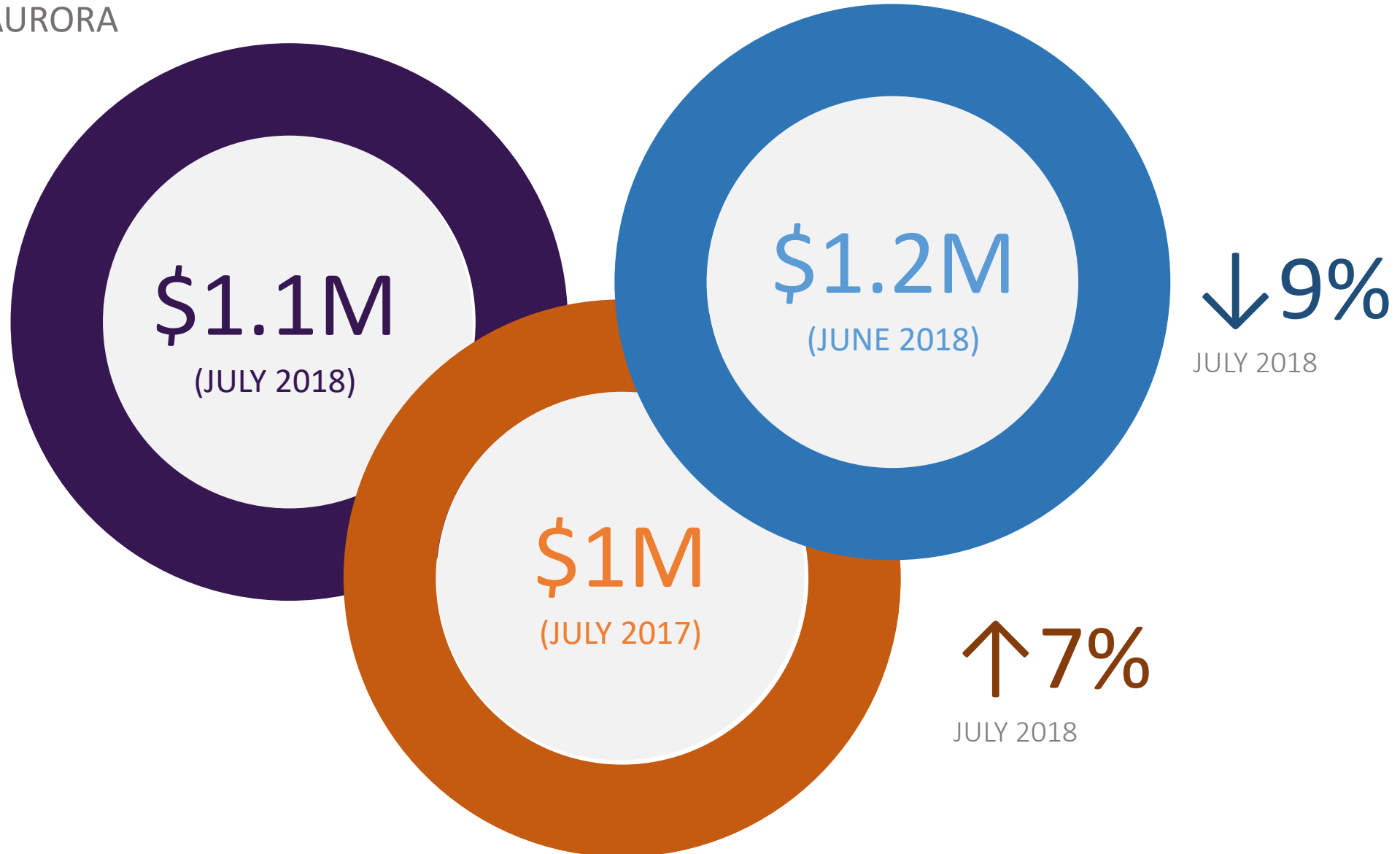
JUNE
2018

↑ 100%
JULY 2018

↑ 16%
JULY 2018

AVERAGE SELLING PRICE: FREEHOLD

RURAL AURORA



AVERAGE SELLING PRICE: CONDO

RURAL AURORA



\$ 480K



\$ 0



\$ 480K

↑ 100%

JULY 2018

0%

JULY 2018

DAYS ON MARKET: FREEHOLD

RURAL AURORA



↑ 12%

JULY 2018

↑ 20%

JULY 2018

DAYS ON MARKET: CONDO

RURAL AURORA



20 DAYS

JULY 2018



0 DAYS

JULY 2017



30 DAYS

JUNE 2018

↑ 100%

JULY 2018

↓ 33%

JULY 2018



RE/MAX[®] Realtron

MICH LEUNG Realty Inc., Brokerage

☎ 647-988-9080 ✉ mich@michleung.com

