



Market Infographics



RE/MAX® Realtron

MICH LEUNG Realty Inc., Brokerage

☎ 647-988-9080 ✉ mich@michleung.com



MARKET UPDATE

JANUARY 2018

JANUARY 2018



RE/MAX[®] Realtron

MICH LEUNG Realty Inc., Brokerage

☎ 647-988-9080 ✉ mich@michleung.com



VICTORIA MANOR-JENNINGS GATE NEIGHBOURHOOD SUMMARY

7



Active Listings

\$2.1M




Average List Price

\$0



Average Sale Price

0



Average Days On Market

Averages for residential and condo listings in JANUARY 2018.

ACTIVE LISTINGS: JANUARY 2018

VICTORIA MANOR-JENNINGS GATE

Total

7

JANUARY 2018

6



DETACHED

1



SEMI-DETACHED

0



TOWNHOUSE

0



CONDO

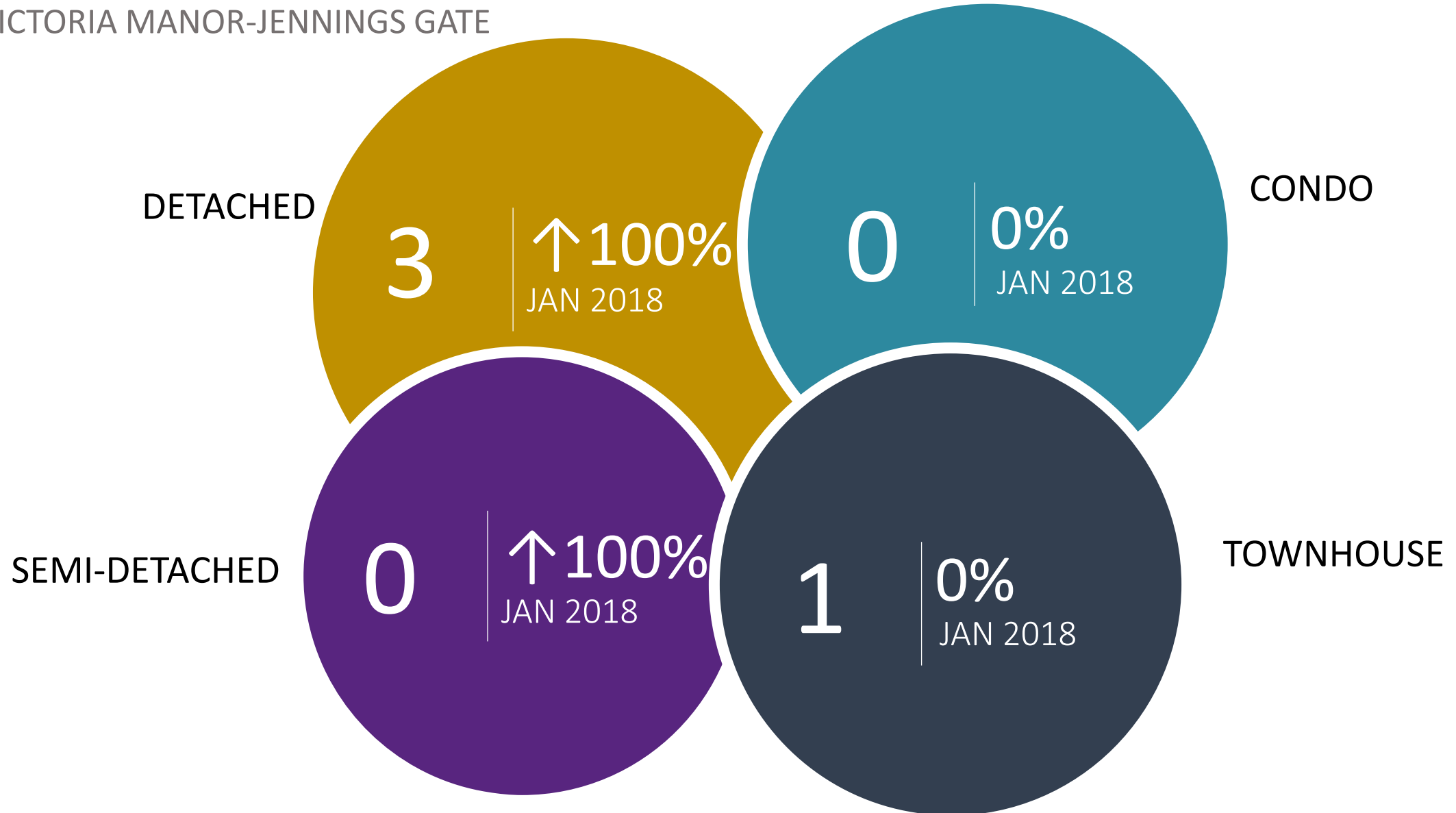
ACTIVE LISTINGS: JANUARY 2017

VICTORIA MANOR-JENNINGS GATE



ACTIVE LISTINGS: DECEMBER 2017

VICTORIA MANOR-JENNINGS GATE



AVERAGE ASKING PRICE: FREEHOLD

VICTORIA MANOR-JENNINGS GATE

 \$2.1M

JANUARY 2018

\$2.1M was the average asking price across the 7 detached, semi-detached, and townhouse listings.

 \$2.8M

JANUARY 2017

\$2.8M was the average asking price across the 5 detached, semi-detached, and townhouse listings. ↓26% JANUARY 2018.

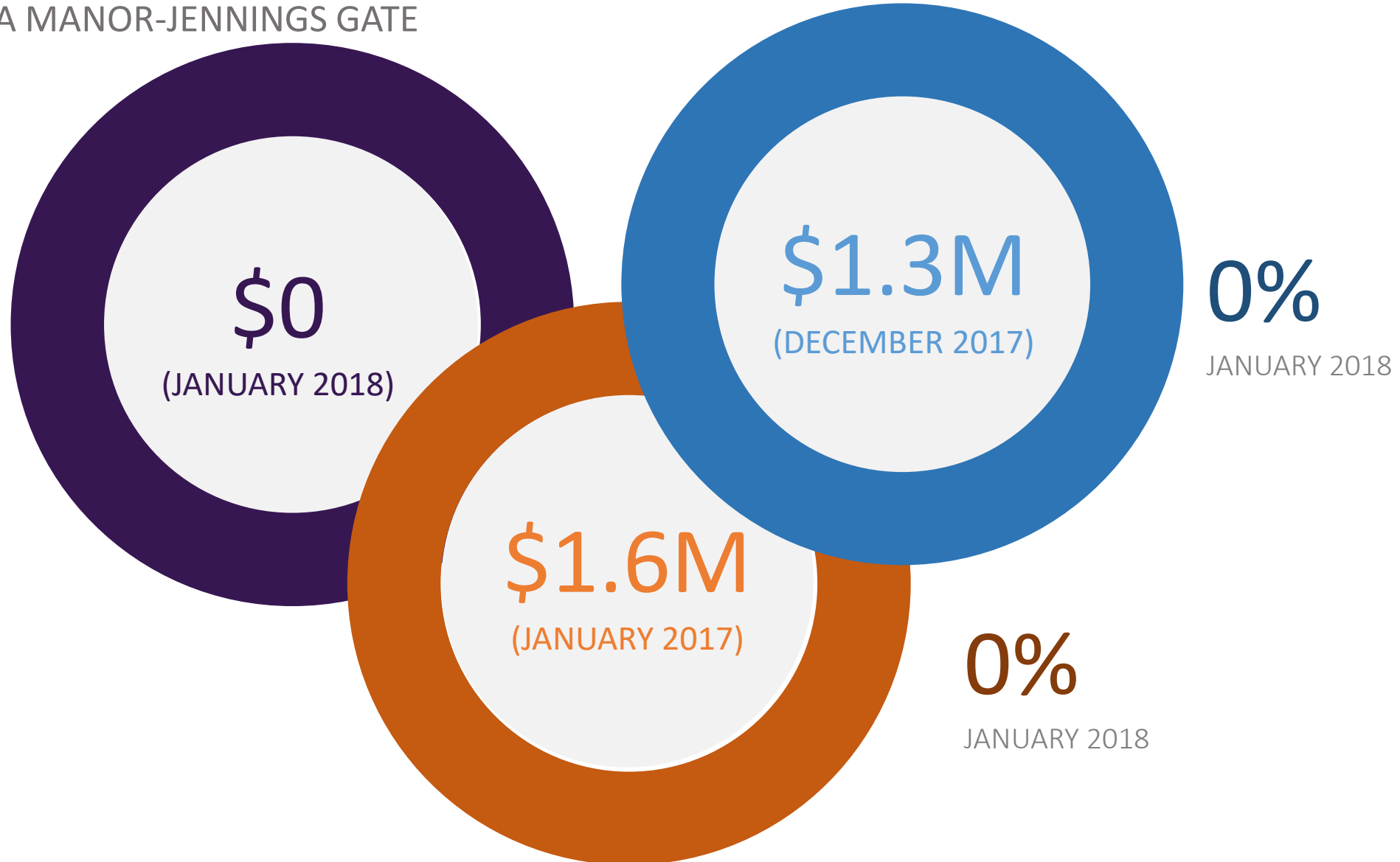
 \$1.4M

DECEMBER 2017

\$1.4M was the average asking price across 4 detached, semi-detached, and townhouse listings. ↑49% JANUARY 2018.

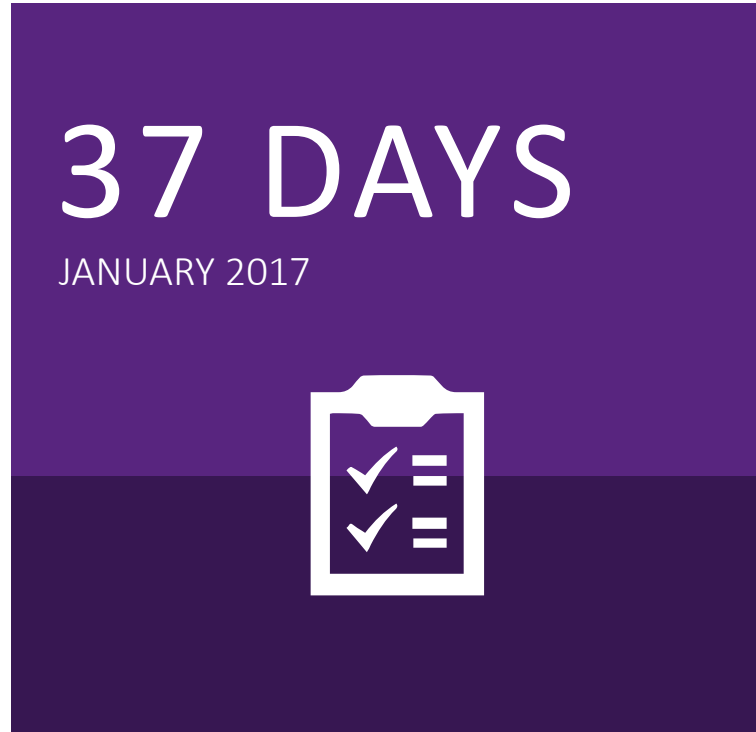
AVERAGE SELLING PRICE: FREEHOLD

VICTORIA MANOR-JENNINGS GATE



DAYS ON MARKET: FREEHOLD

VICTORIA MANOR-JENNINGS GATE



0%

JANUARY 2018

0%

JANUARY 2018



RE/MAX[®] Realtron

MICH LEUNG Realty Inc., Brokerage

☎ 647-988-9080 ✉ mich@michleung.com