



Market Infographics



RE/MAX® Realtron

MICH LEUNG Realty Inc., Brokerage

☎ 647-988-9080 ✉ mich@michleung.com



MARKET UPDATE

JULY 2018

JULY 2018



RE/MAX[®] Realtron

MICH LEUNG Realty Inc., Brokerage

☎ 647-988-9080 ✉ mich@michleung.com



VICTORIA SQUARE NEIGHBOURHOOD SUMMARY

10



Active Listings

\$1.4M




Average List Price

\$1.8M



Average Sale Price

8

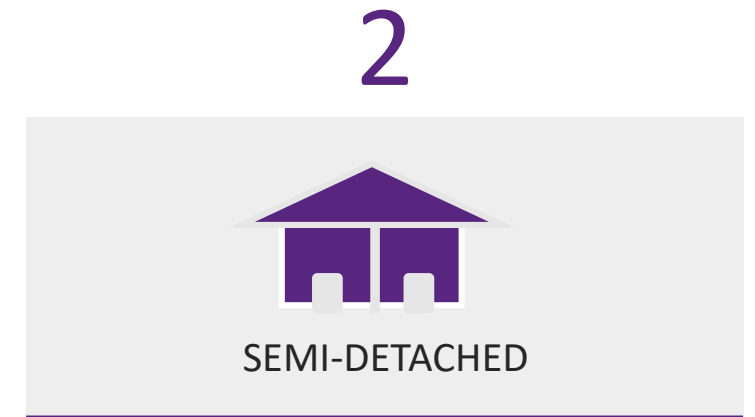
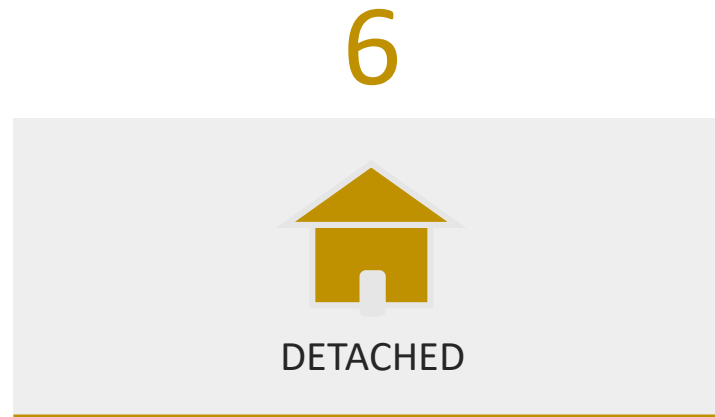


Average Days On Market

Averages for residential and condo listings in JULY 2018.

ACTIVE LISTINGS: JULY 2018

VICTORIA SQUARE



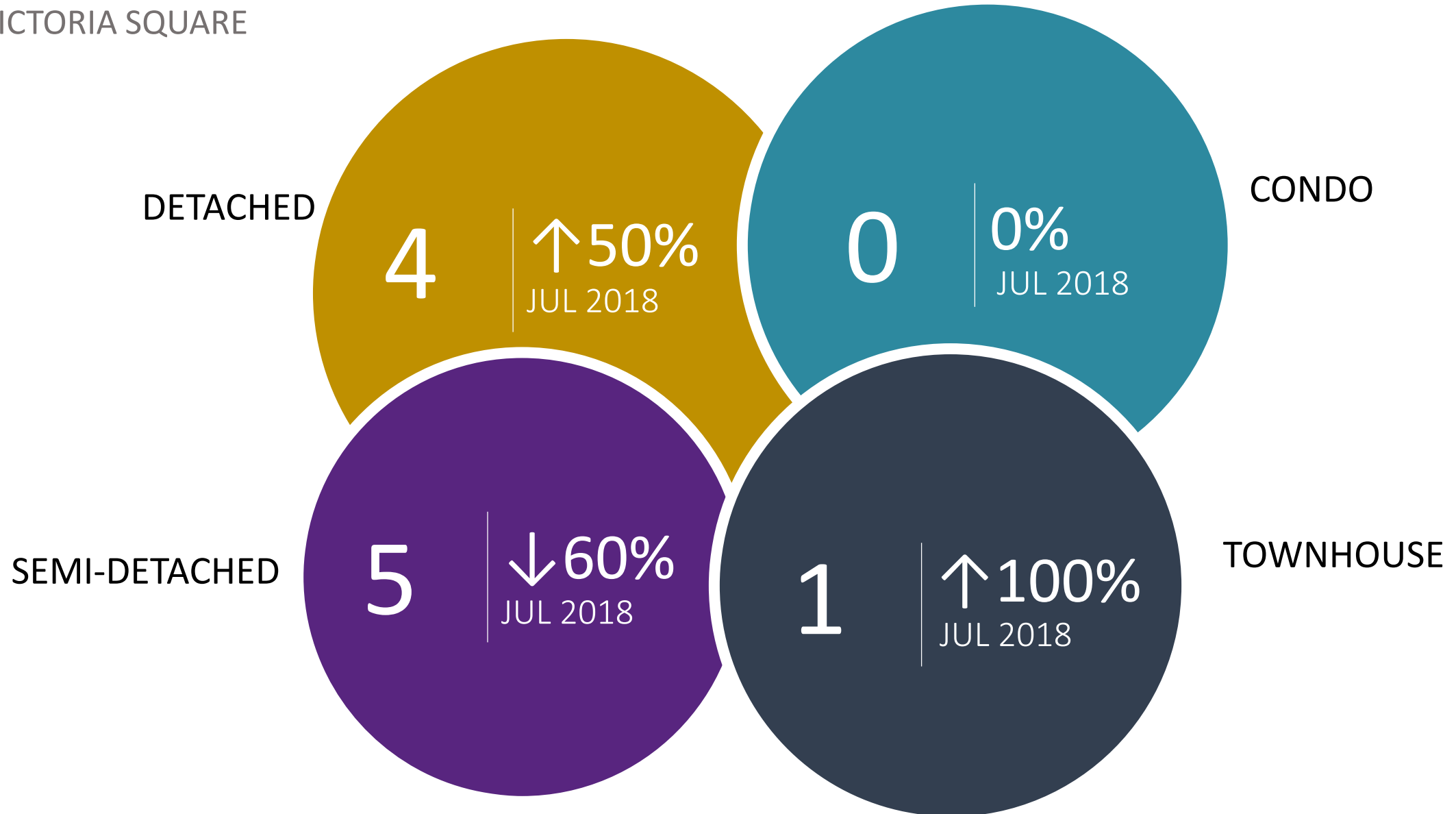
ACTIVE LISTINGS: JULY 2017

VICTORIA SQUARE



ACTIVE LISTINGS: JUNE 2018

VICTORIA SQUARE



AVERAGE ASKING PRICE: FREEHOLD

VICTORIA SQUARE

 \$1.4M

JULY 2018

\$1.4M was the average asking price across the **10** detached, semi-detached, and townhouse listings.

 \$1.4M

JULY 2017

\$1.4M was the average asking price across the **10** detached, semi-detached, and townhouse listings. **↓3%** JULY 2018.

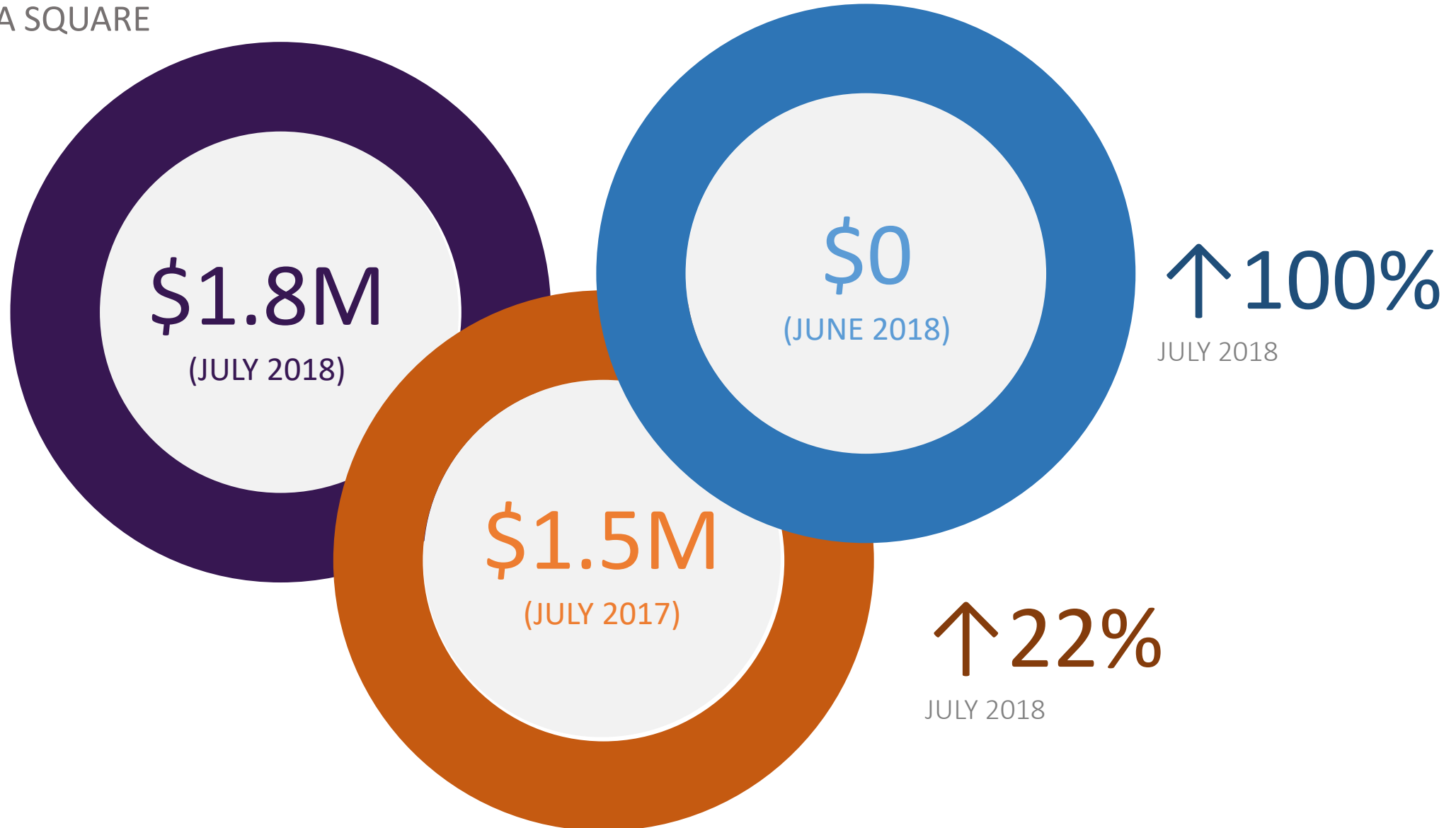
 \$1.3M

JUNE 2018

\$1.3M was the average asking price across **10** detached, semi-detached, and townhouse listings. **↑4%** JULY 2018.

AVERAGE SELLING PRICE: FREEHOLD

VICTORIA SQUARE



DAYS ON MARKET: FREEHOLD

VICTORIA SQUARE



↓ 42%

JULY 2018

↓ 42%

JULY 2018



RE/MAX[®] Realtron

MICH LEUNG Realty Inc., Brokerage

☎ 647-988-9080 ✉ mich@michleung.com

