



Market Infographics



RE/MAX® Realtron

MICH LEUNG Realty Inc., Brokerage

☎ 647-988-9080 ✉ mich@michleung.com



MARKET UPDATE
APRIL 2019

MARKET UPDATE



RE/MAX[®] Realtron

MICH LEUNG Realty Inc., Brokerage

☎ 647-988-9080 ✉ mich@michleung.com



WISMER NEIGHBOURHOOD SUMMARY

56



Active Listings

\$907K




Average List Price

\$788K



Average Sale Price

15



Average Days On Market

Averages for residential and condo listings in APRIL 2019.

ACTIVE LISTINGS: APRIL 2019

WISMER



25



DETACHED

8



SEMI-DETACHED

8



TOWNHOUSE

15



CONDO

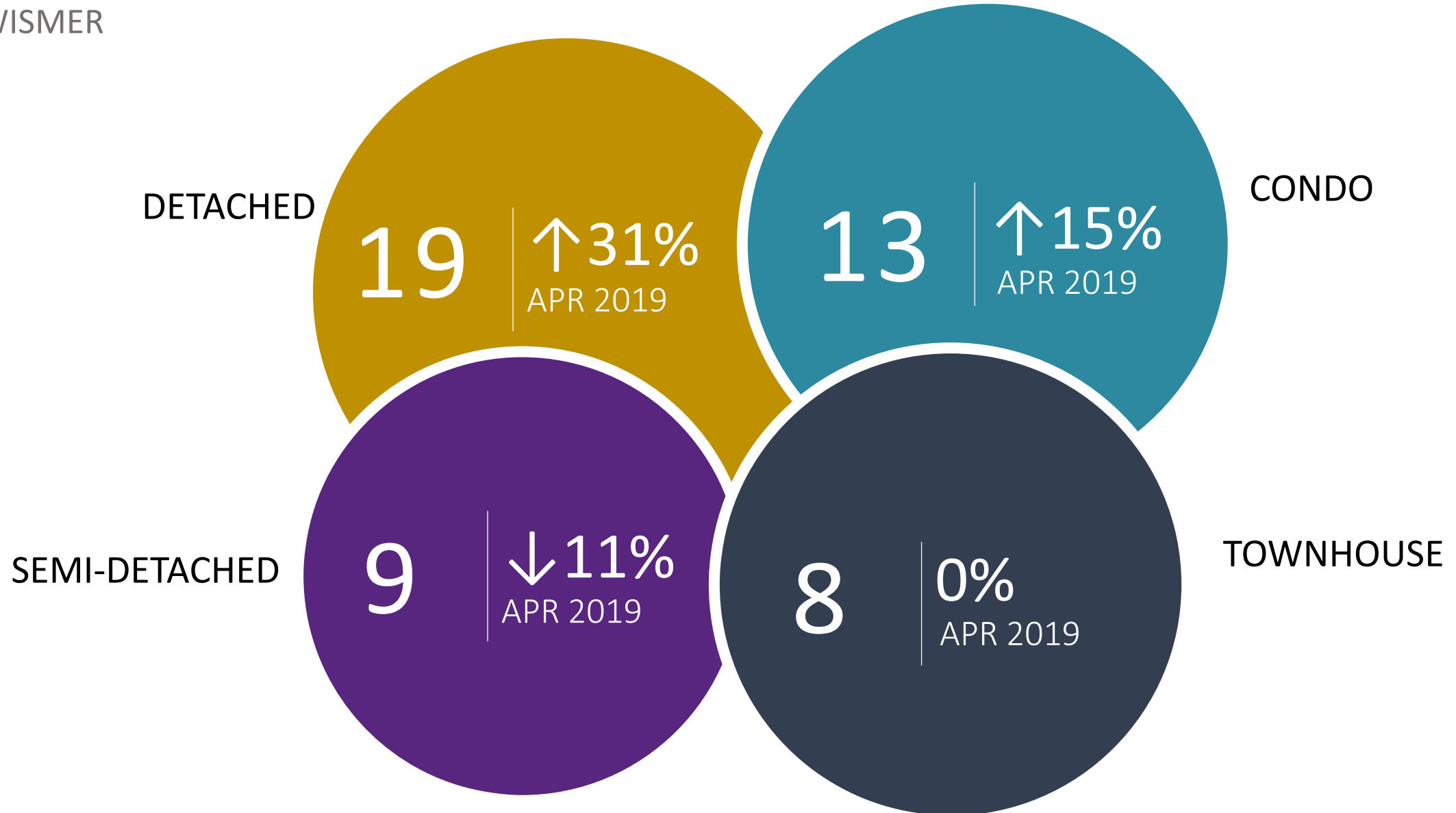
ACTIVE LISTINGS: APRIL 2018

WISMER




ACTIVE LISTINGS: MARCH 2019

WISMER




AVERAGE ASKING PRICE: FREEHOLD

WISMER



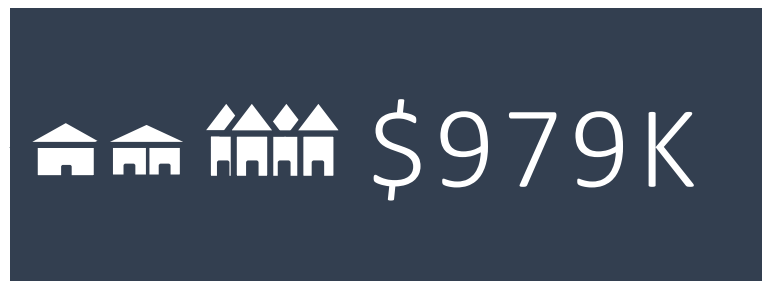
APRIL 2019

\$1.1M was the average asking price across the **41** detached, semi-detached, and townhouse listings.



APRIL 2018

\$1.1M was the average asking price across the **62** detached, semi-detached, and townhouse listings. **↓5%** APRIL 2019.



MARCH 2019

\$979K was the average asking price across **36** detached, semi-detached, and townhouse listings. **↑9%** APRIL 2019.

AVERAGE ASKING PRICE: CONDO

WISMER



\$468K

APRIL
2019



\$439K

APRIL
2018



\$455K

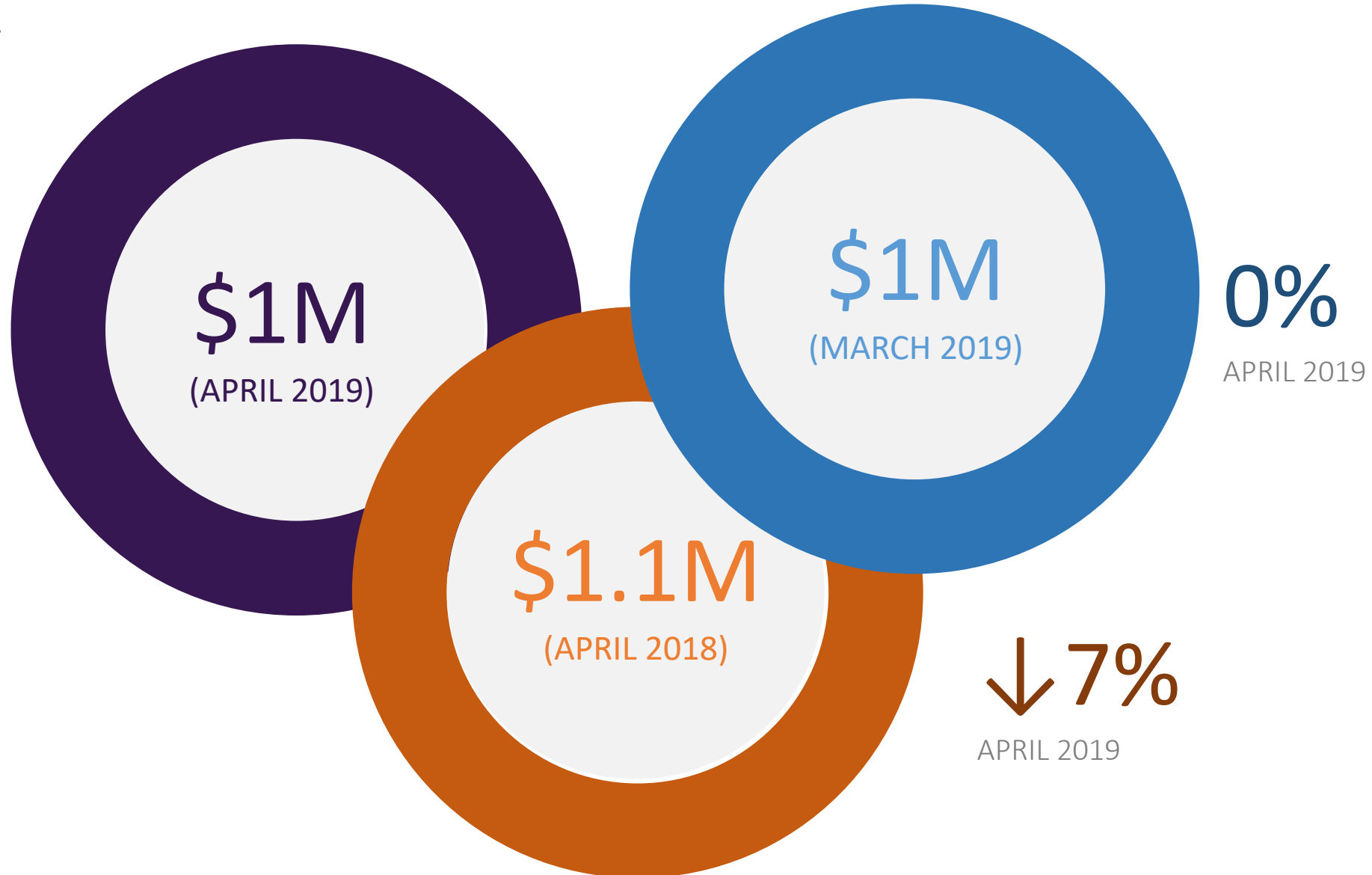
MARCH
2019

↑ 6%
APRIL 2019

↑ 2%
APRIL 2019

AVERAGE SELLING PRICE: FREEHOLD

WISMER



AVERAGE SELLING PRICE: CONDO

WISMER



\$ 433K



\$ 399K



\$ 439K

↑ 8%

APRIL 2019

↓ 1%

APRIL 2019

DAYS ON MARKET: FREEHOLD

WISMER



↓ 44%

APRIL 2019

↓ 22%

APRIL 2019

DAYS ON MARKET: CONDO

WISMER



16 DAYS

APRIL 2019



50 DAYS

APRIL 2018



21 DAYS

MARCH 2019

↓ 68%

APRIL 2019

↓ 23%

APRIL 2019



RE/MAX[®] Realtron

MICH LEUNG Realty Inc., Brokerage

☎ 647-988-9080 ✉ mich@michleung.com

