



# Market Infographics



MARKET UPDATE  
APRIL 2019

MARKET UPDATE



For more info, contact Sherille on 416 419 5893

# BEDFORD PARK NEIGHBOURHOOD SUMMARY



33



Active Listings

\$1.6M




Average List Price

\$1.7M



Average Sale Price

8



Average Days On Market

Averages for residential and condo listings in APRIL 2019.

# ACTIVE LISTINGS: APRIL 2019



BEDFORD PARK



19



DETACHED

9



SEMI-DETACHED

0



TOWNHOUSE

5



CONDO

# ACTIVE LISTINGS: APRIL 2018



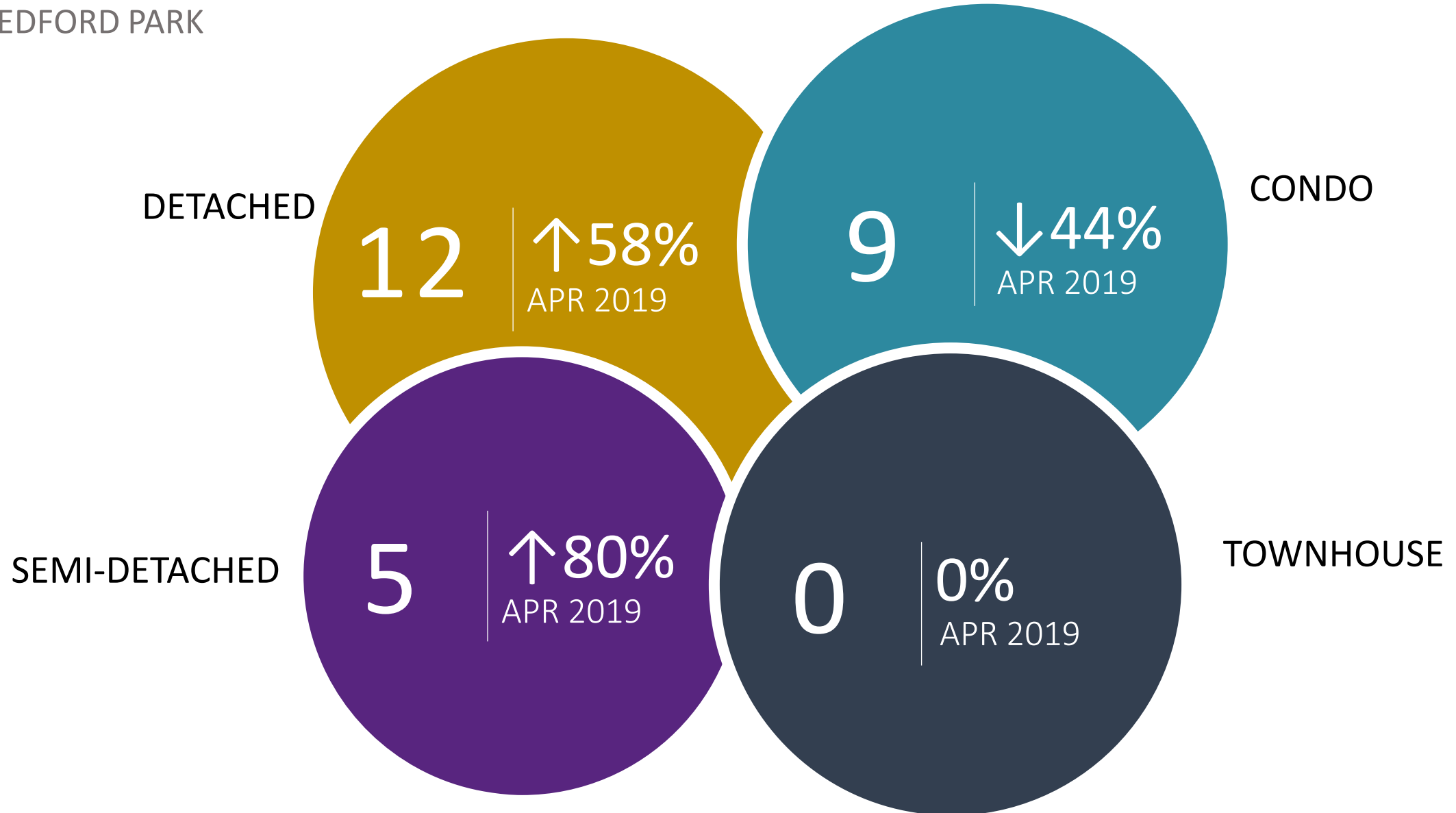
## BEDFORD PARK



# ACTIVE LISTINGS: MARCH 2019



BEDFORD PARK



# AVERAGE ASKING PRICE: FREEHOLD



## BEDFORD PARK

 \$1.8M

### APRIL 2019

\$1.8M was the average asking price across the **28** detached, semi-detached, and townhouse listings.

 \$2.1M

### APRIL 2018

\$2.1M was the average asking price across the **40** detached, semi-detached, and townhouse listings. ↓**15%** APRIL 2019.

 \$2.1M

### MARCH 2019

\$2.1M was the average asking price across **17** detached, semi-detached, and townhouse listings. ↓**14%** APRIL 2019.



# AVERAGE ASKING PRICE: CONDO



BEDFORD PARK



\$994K

APRIL  
2019



\$0

APRIL  
2018



\$842K

MARCH  
2019

↑ 100%

APRIL 2019

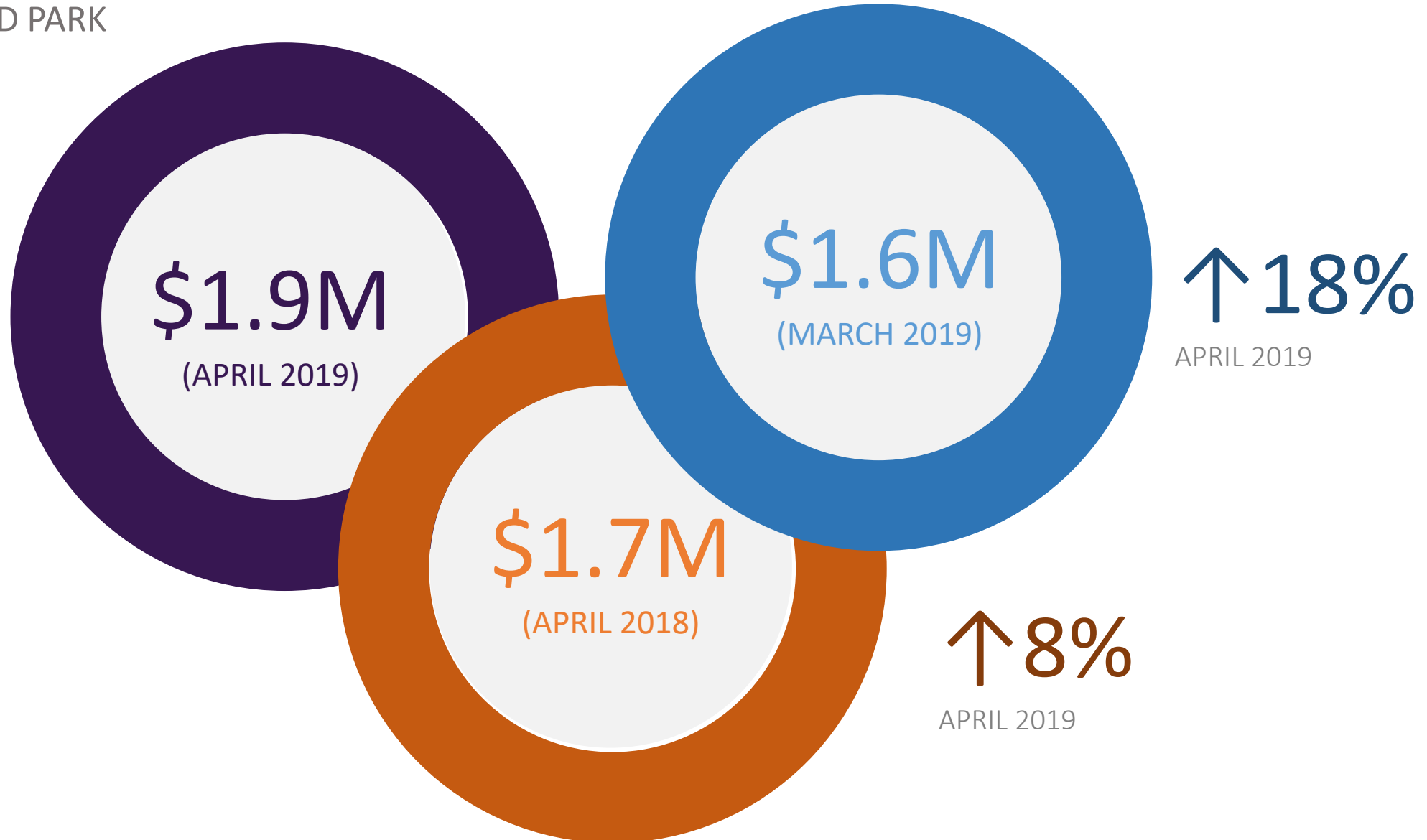
↑ 18%

APRIL 2019

# AVERAGE SELLING PRICE: FREEHOLD



BEDFORD PARK



# AVERAGE SELLING PRICE: CONDO



BEDFORD PARK



APRIL  
2019

\$ 850K



APRIL  
2018

\$ 0



MARCH  
2019

\$ 826K

↑ 100%

APRIL 2019

↑ 2%

APRIL 2019

# DAYS ON MARKET: FREEHOLD



BEDFORD PARK



↓ 42%

APRIL 2019

↓ 20%

APRIL 2019

# DAYS ON MARKET: CONDO



BEDFORD PARK



8 DAYS

APRIL 2019



0 DAYS

APRIL 2018



16 DAYS

MARCH 2019

↑ 100%

APRIL 2019

↓ 50%

APRIL 2019



For more info, contact Sherille on 416 419 5893