



# Market Infographics



MARKET UPDATE

FEBRUARY 2019

FEBRUARY 2019



For more info, contact Sherille on 416 419 5893

# CRICKET CLUB NEIGHBOURHOOD SUMMARY



9



Active Listings

\$2.8M




Average List Price

\$1.5M



Average Sale Price

8



Average Days On Market

Averages for residential and condo listings in FEBRUARY 2019.

# ACTIVE LISTINGS: FEBRUARY 2019



CRICKET CLUB

Total

9

FEBRUARY 2019

5



DETACHED

0



SEMI-DETACHED

0



TOWNHOUSE

4



CONDO

# ACTIVE LISTINGS: FEBRUARY 2018



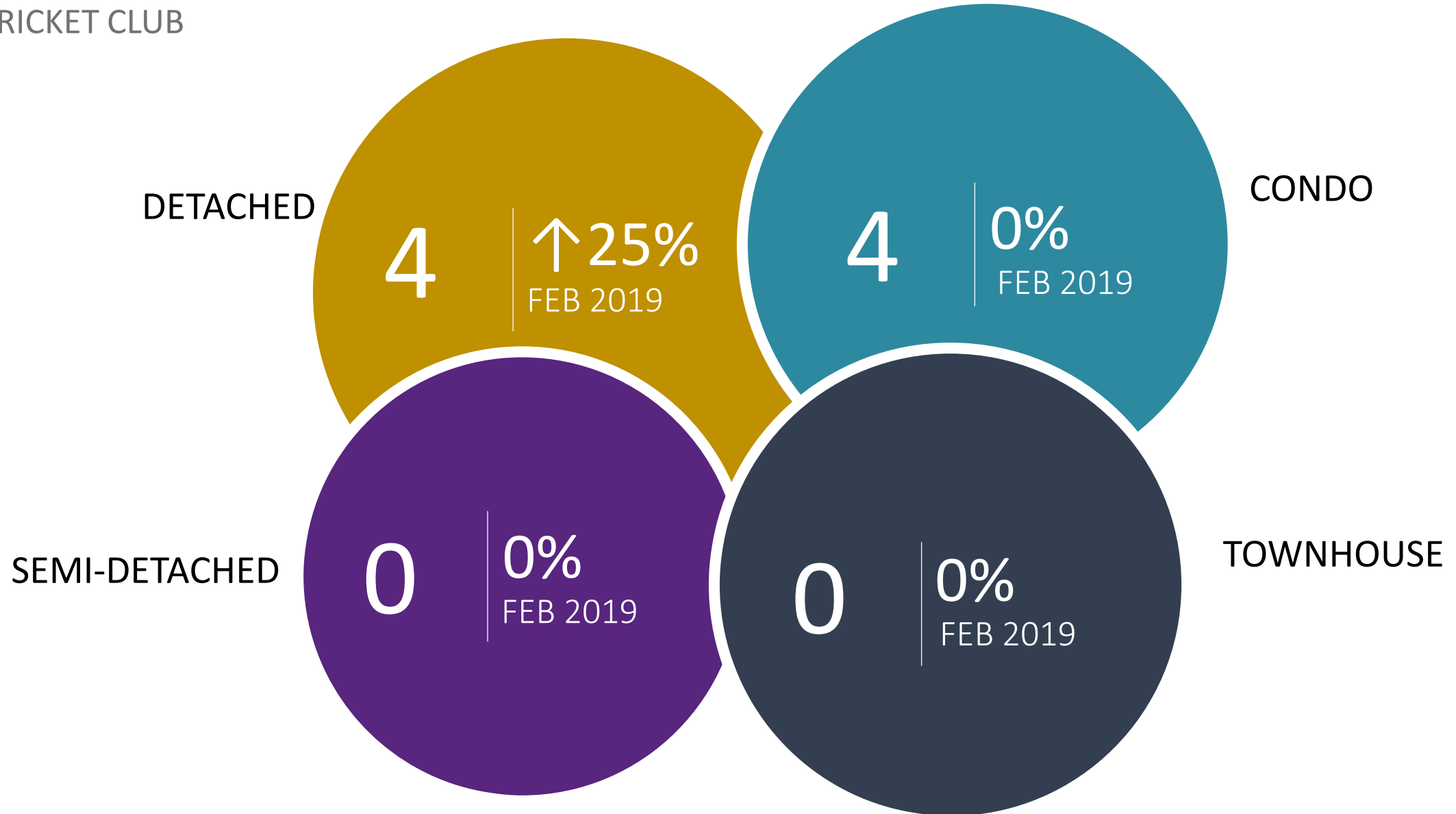
## CRICKET CLUB



# ACTIVE LISTINGS: JANUARY 2019




CRICKET CLUB



# AVERAGE ASKING PRICE: FREEHOLD



## CRICKET CLUB



### FEBRUARY 2019

\$3.8M was the average asking price across the 5 detached, semi-detached, and townhouse listings.



### FEBRUARY 2018

\$3M was the average asking price across the 6 detached, semi-detached, and townhouse listings. **↑25%** FEBRUARY 2019.



### JANUARY 2019

\$3.9M was the average asking price across 4 detached, semi-detached, and townhouse listings. **↓3%** FEBRUARY 2019.



# AVERAGE ASKING PRICE: CONDO



CRICKET CLUB



\$1.5M

FEBRUARY  
2019



\$1.3M

FEBRUARY  
2018



\$1.1M

JANUARY  
2019

↑ 14%

FEBRUARY 2019

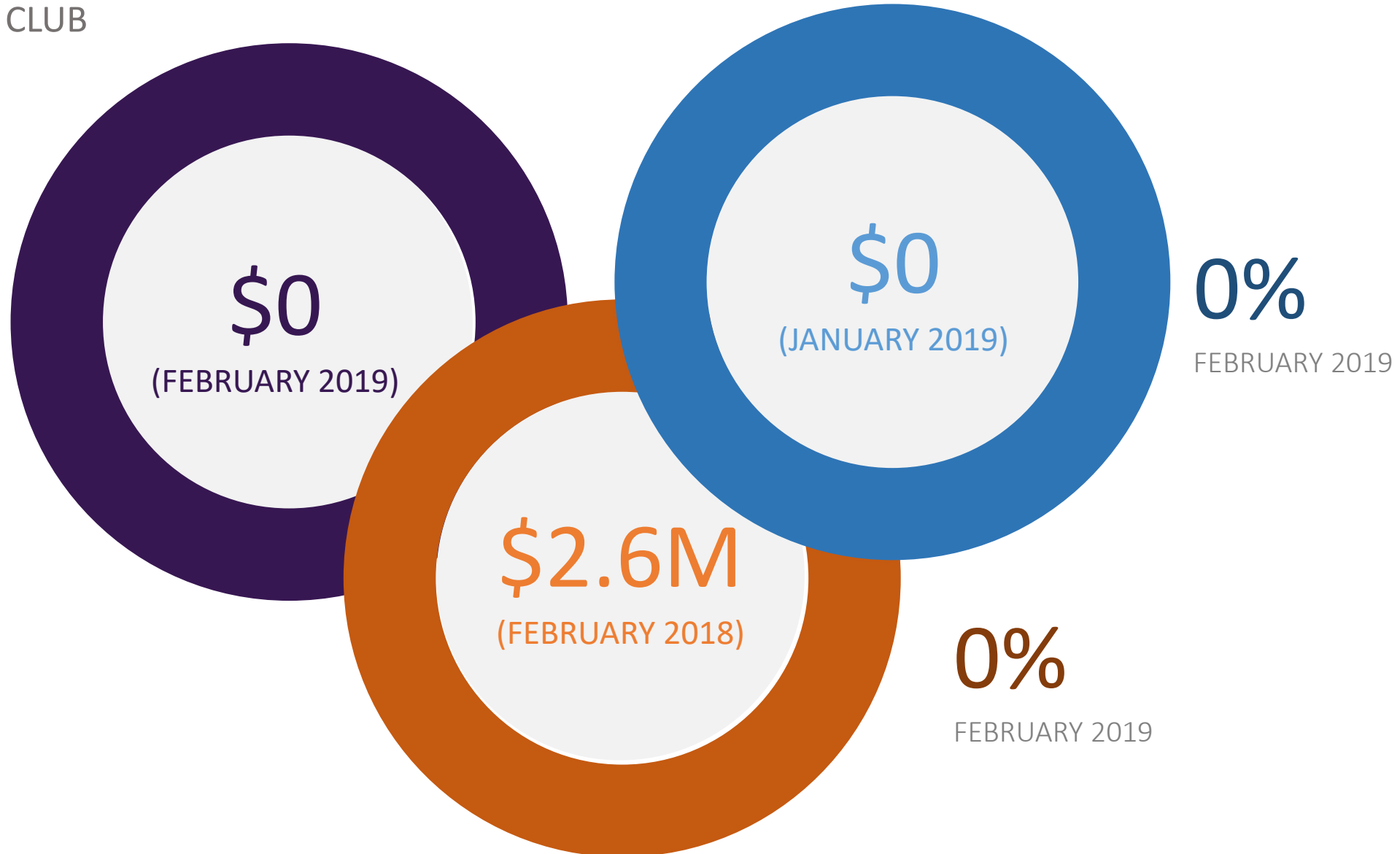
↑ 30%

FEBRUARY 2019

# AVERAGE SELLING PRICE: FREEHOLD



CRICKET CLUB



# AVERAGE SELLING PRICE: CONDO



CRICKET CLUB



\$ 1.5M



\$ 1.3M



\$ 985K

↑ 11%

FEBRUARY 2019

↑ 47%

FEBRUARY 2019

# DAYS ON MARKET: FREEHOLD



CRICKET CLUB

**0 DAYS**  
FEBRUARY 2019

A white icon of a cricket ball on a dark green background.

**6 DAYS**  
FEBRUARY 2018

A white icon of a clipboard with a checklist on a purple background.

**0 DAYS**  
JANUARY 2019

A white icon of two hands shaking on a yellow background.

**0%**

FEBRUARY 2019

**0%**

FEBRUARY 2019

# DAYS ON MARKET: CONDO



CRICKET CLUB



18 DAYS

FEBRUARY 2019



4 DAYS

FEBRUARY 2018



25 DAYS

JANUARY 2019

↑ 350%

FEBRUARY 2019

↓ 28%

FEBRUARY 2019



For more info, contact Sherille on 416 419 5893