



# Market Infographics



MARKET UPDATE  
APRIL 2019

MARKET UPDATE



For more info, contact Sherille on 416 419 5893

# DAVISVILLE NEIGHBOURHOOD SUMMARY



60



Active Listings

\$1.1M




Average List Price

\$1.2M



Average Sale Price

10



Average Days On Market

Averages for residential and condo listings in APRIL 2019.

# ACTIVE LISTINGS: APRIL 2019



DAVISVILLE



13



DETACHED

9



SEMI-DETACHED

0



TOWNHOUSE

38



CONDO

# ACTIVE LISTINGS: APRIL 2018



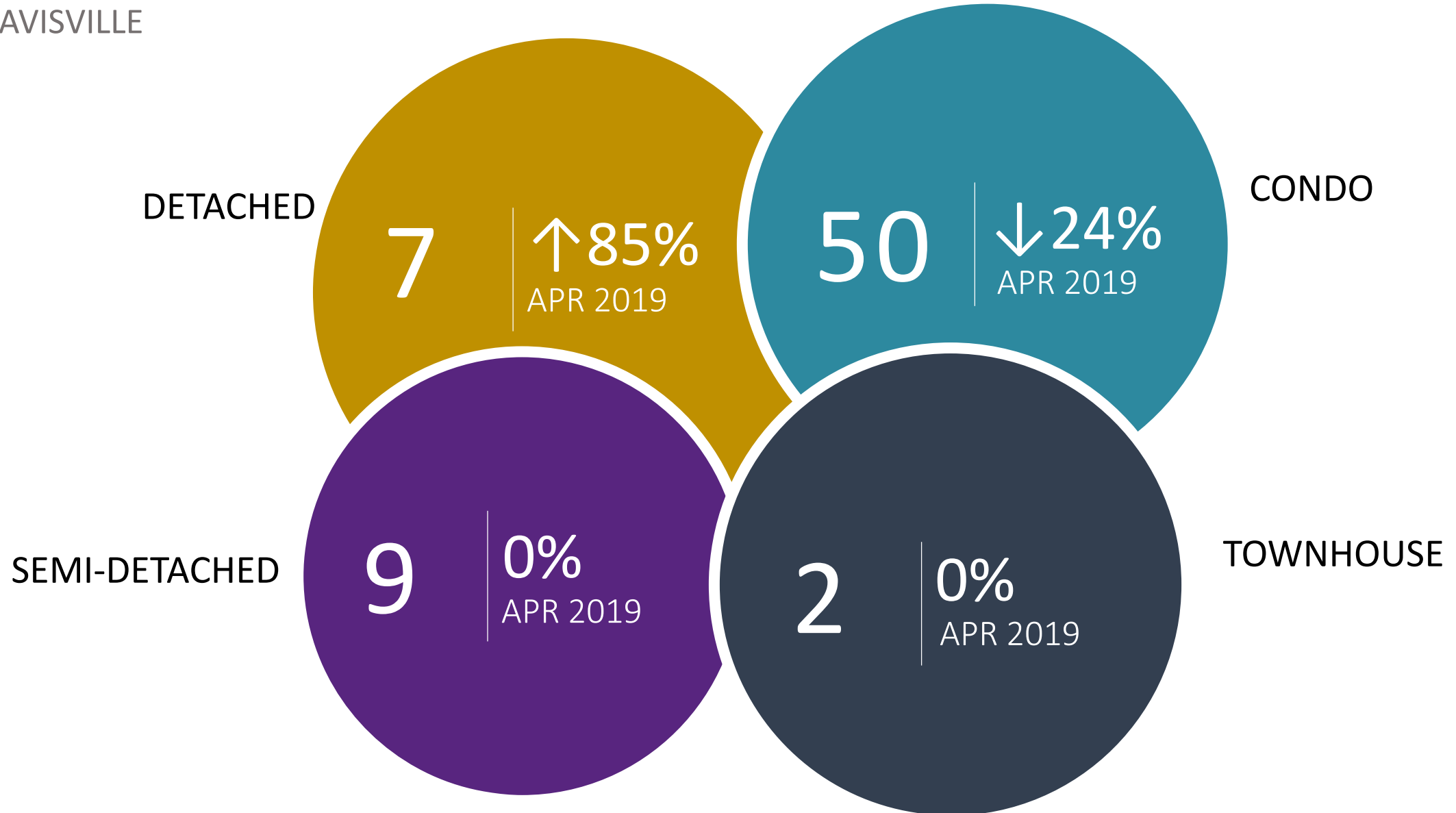
DAVISVILLE



# ACTIVE LISTINGS: MARCH 2019




DAVISVILLE



# AVERAGE ASKING PRICE: FREEHOLD




## DAVISVILLE




### APRIL 2019

\$1.7M was the average asking price across the **22** detached, semi-detached, and townhouse listings.



### APRIL 2018

\$1.8M was the average asking price across the **26** detached, semi-detached, and townhouse listings. ↓1% APRIL 2019.



### MARCH 2019

\$1.6M was the average asking price across **18** detached, semi-detached, and townhouse listings. ↑7% APRIL 2019.



# AVERAGE ASKING PRICE: CONDO



DAVISVILLE



\$795K

APRIL  
2019



\$684K

APRIL  
2018



\$725K

MARCH  
2019

↑ 16%

APRIL 2019

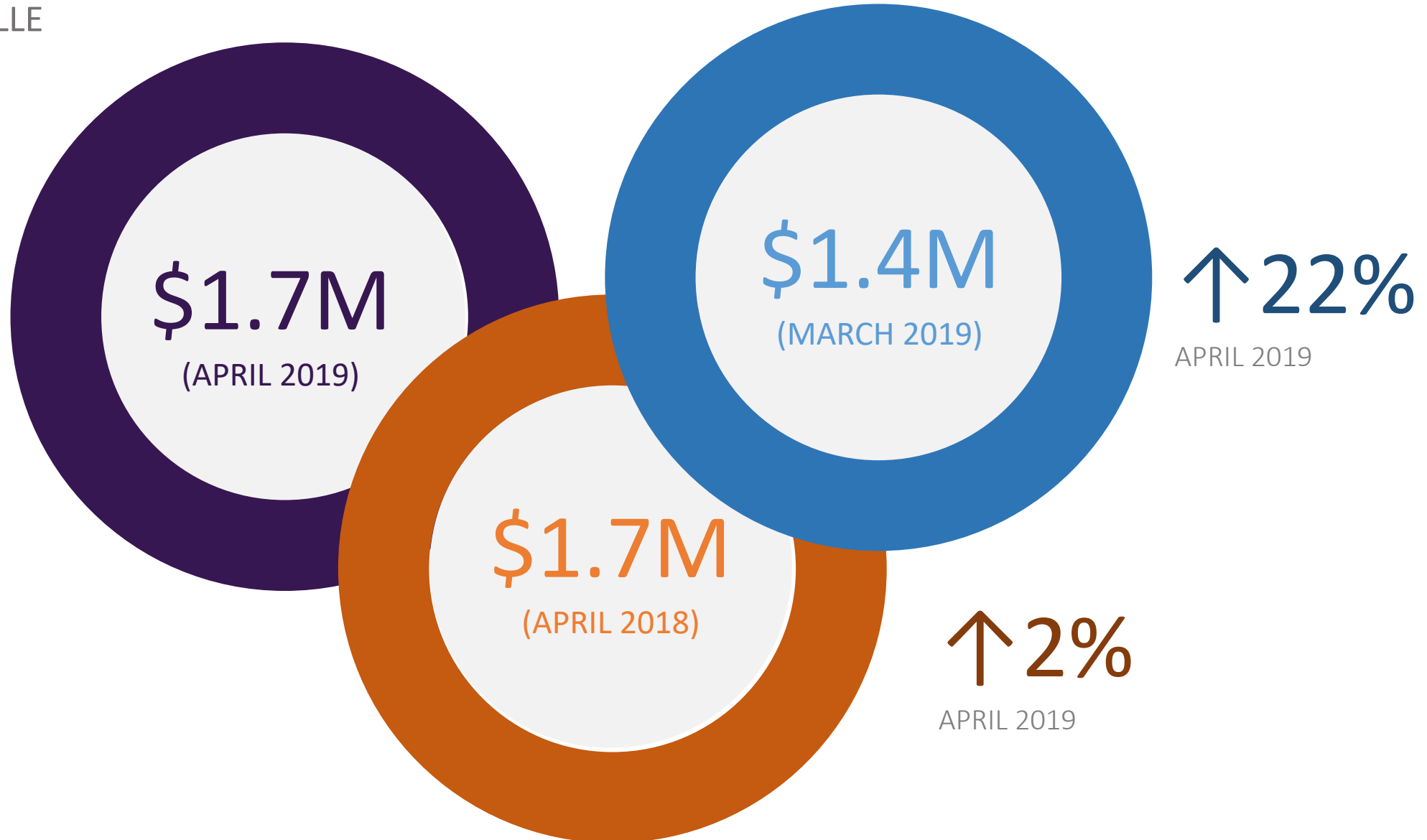
↑ 9%

APRIL 2019

# AVERAGE SELLING PRICE: FREEHOLD



DAVISVILLE



# AVERAGE SELLING PRICE: CONDO



DAVISVILLE



\$ 804K



\$ 712K



\$ 660K

↑ 12%

APRIL 2019

↑ 21%

APRIL 2019

# DAYS ON MARKET: FREEHOLD



DAVISVILLE



↓ 73%

APRIL 2019

0%

APRIL 2019

# DAYS ON MARKET: CONDO



DAVISVILLE



12 DAYS

APRIL 2019



16 DAYS

APRIL 2018



15 DAYS

MARCH 2019

↓ 25%

APRIL 2019

↓ 20%

APRIL 2019



For more info, contact Sherille on 416 419 5893