



Market Infographics



MARKET UPDATE
APRIL 2020

MARKET UPDATE
APRIL 2020



For more info, contact Sherille on 416 419 5893

HOGGS HOLLOW NEIGHBOURHOOD SUMMARY



2



Active Listings

\$4.5M




Average List Price

\$0



Average Sale Price

0



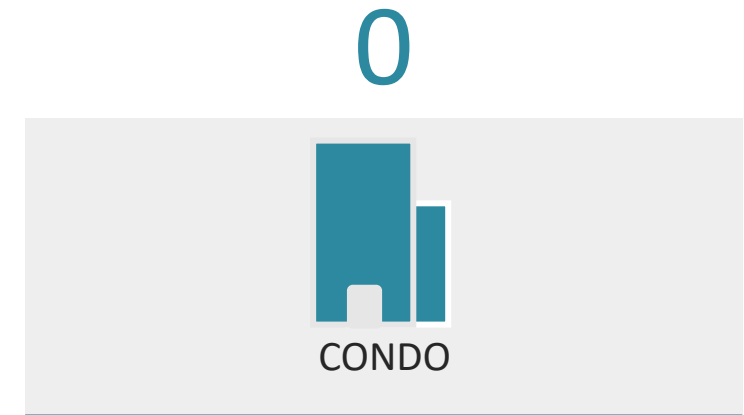


Average Days On Market

Averages for residential and condo listings in APRIL 2020.

ACTIVE LISTINGS: APRIL 2020



HOGGS HOLLOW



ACTIVE LISTINGS: APRIL 2019



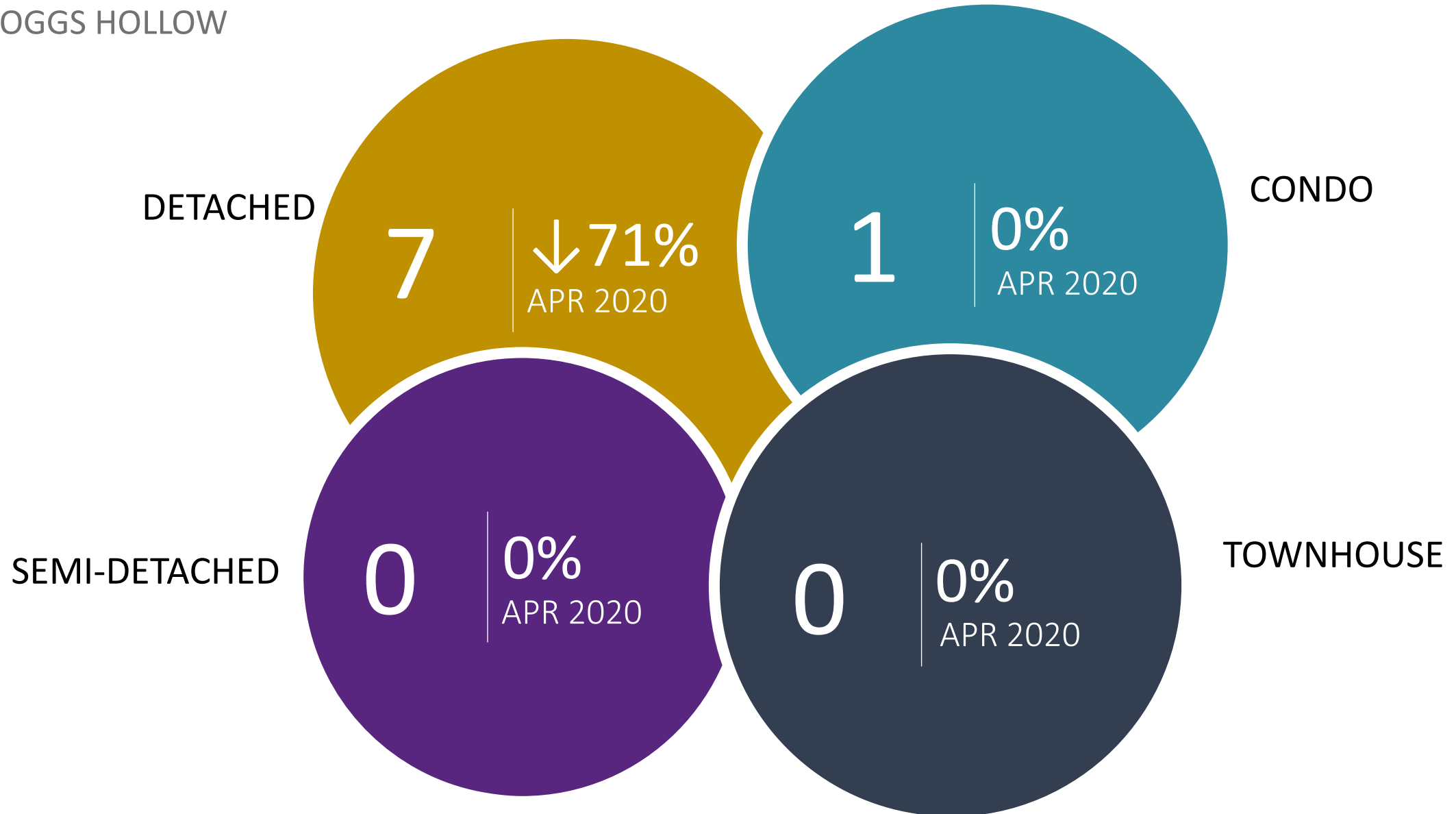
HOGGS HOLLOW



ACTIVE LISTINGS: MARCH 2020




HOGGS HOLLOW



AVERAGE ASKING PRICE: FREEHOLD



HOGGS HOLLOW



APRIL 2020

\$4.5M was the average asking price across the 2 detached, semi-detached, and townhouse listings.



APRIL 2019

\$5.5M was the average asking price across the 11 detached, semi-detached, and townhouse listings. ↓19% APRIL 2020.



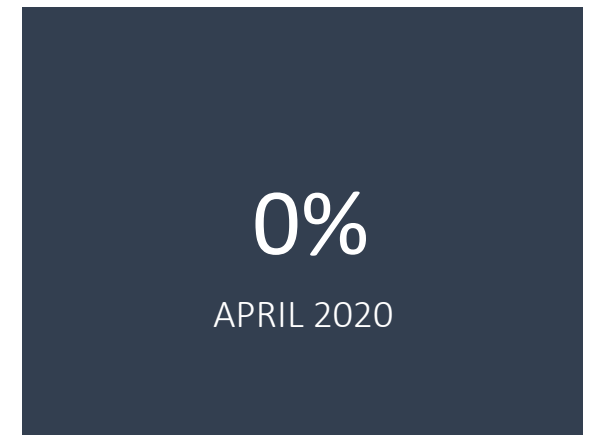


MARCH 2020

\$5.7M was the average asking price across 7 detached, semi-detached, and townhouse listings. ↓20% APRIL 2020.

AVERAGE ASKING PRICE: CONDO



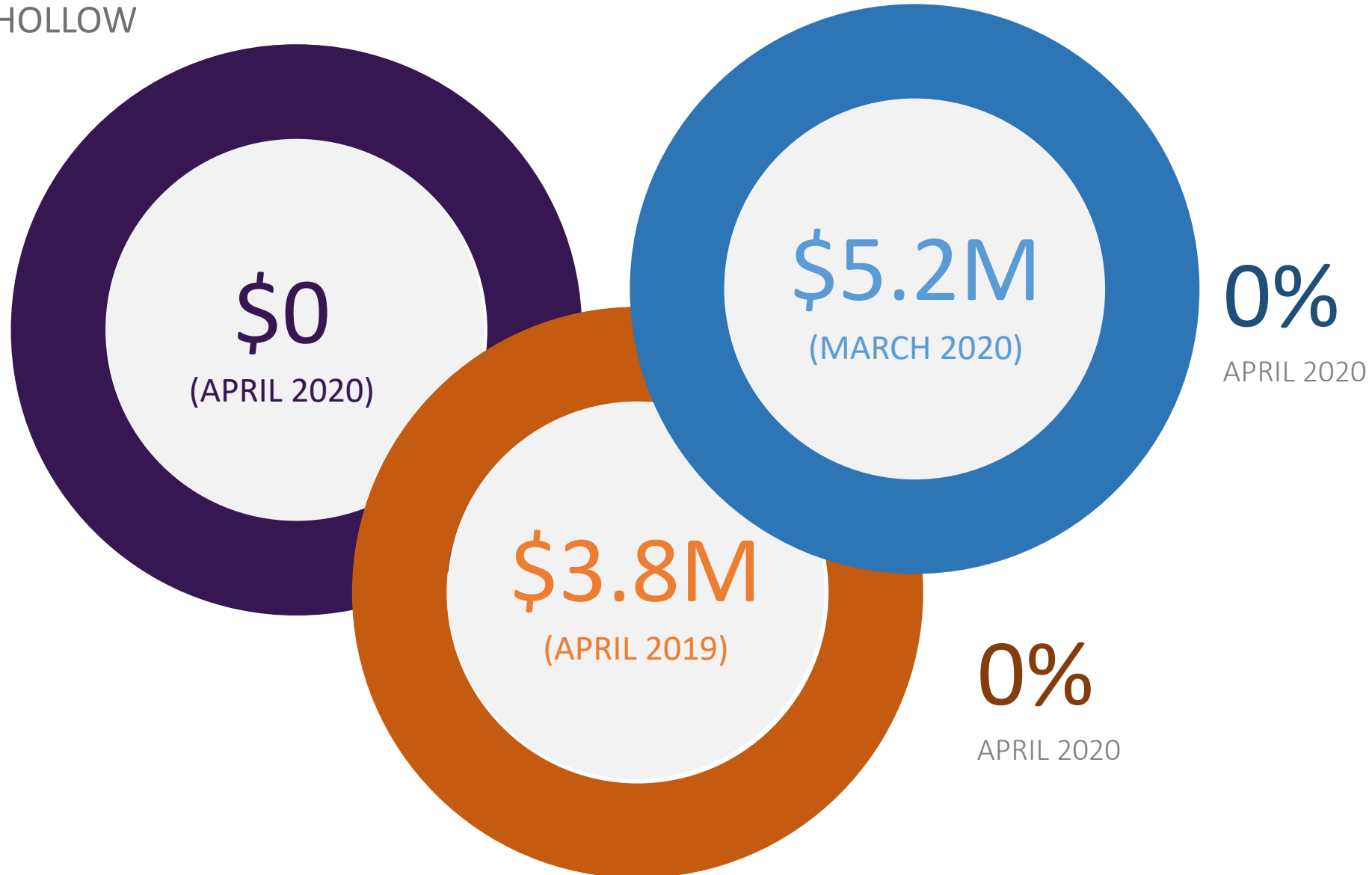
HOGGS HOLLOW



AVERAGE SELLING PRICE: FREEHOLD



HOGGS HOLLOW



AVERAGE SELLING PRICE: CONDO



HOGGS HOLLOW



\$0



\$0



\$2M

0%

APRIL 2020

0%

APRIL 2020

DAYS ON MARKET: FREEHOLD



HOGGS HOLLOW

0 DAYS
APRIL 2020

A white icon of a house with a checkmark inside, set against a green background.

22 DAYS
APRIL 2019

A white icon of a clipboard with two checkmarks and a list, set against a purple background.

45 DAYS
MARCH 2020

A white icon of two hands shaking, set against a yellow background.

0%

APRIL 2020

0%

APRIL 2020

DAYS ON MARKET: CONDO



HOGGS HOLLOW



0 DAYS

APRIL 2020



77 DAYS

APRIL 2019



35 DAYS

MARCH 2020

0%

APRIL 2020

0%

APRIL 2020



For more info, contact Sherille on 416 419 5893