



Market Infographics



MARKET UPDATE
APRIL 2019

MARKET UPDATE



For more info, contact Sherille on 416 419 5893

LAWRENCE PARK NEIGHBOURHOOD SUMMARY



22



Active Listings

\$3.4M




Average List Price

\$3.3M



Average Sale Price

22



Average Days On Market

Averages for residential and condo listings in APRIL 2019.

ACTIVE LISTINGS: APRIL 2019



LAWRENCE PARK



18



DETACHED

0



SEMI-DETACHED

0



TOWNHOUSE

4



CONDO

ACTIVE LISTINGS: APRIL 2018



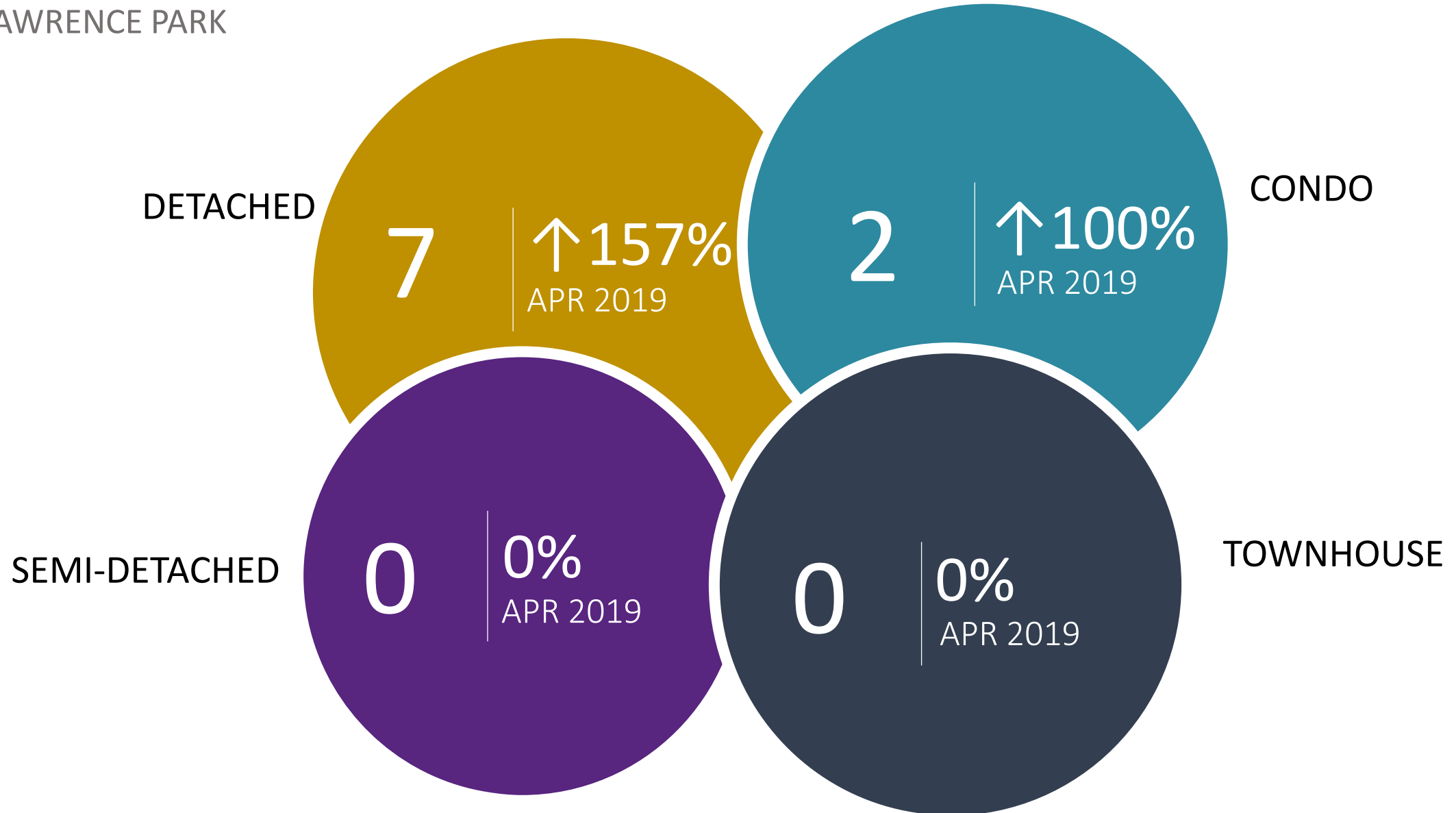
LAWRENCE PARK



ACTIVE LISTINGS: MARCH 2019




LAWRENCE PARK



AVERAGE ASKING PRICE: FREEHOLD



LAWRENCE PARK




APRIL 2019

\$3.9M was the average asking price across the **18** detached, semi-detached, and townhouse listings.



APRIL 2018

\$5.1M was the average asking price across the **11** detached, semi-detached, and townhouse listings. ↓**22%** APRIL 2019.



MARCH 2019

\$4.6M was the average asking price across **7** detached, semi-detached, and townhouse listings. ↓**14%** APRIL 2019.

AVERAGE ASKING PRICE: CONDO



LAWRENCE PARK



\$1.2M

APRIL
2019



\$2.4M

APRIL
2018



\$1.1M

MARCH
2019

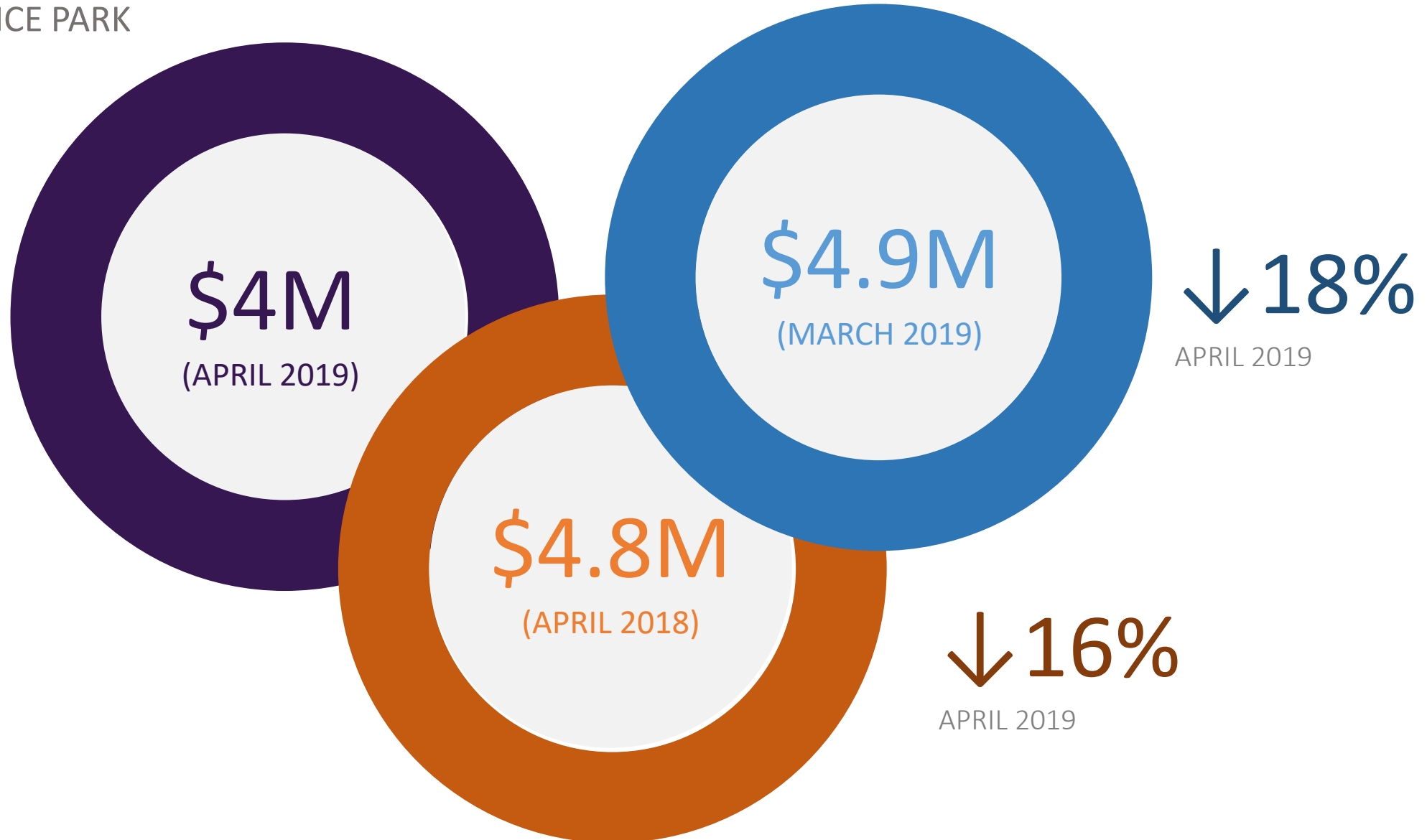
↓49%
APRIL 2019

↑9%
APRIL 2019

AVERAGE SELLING PRICE: FREEHOLD



LAWRENCE PARK



AVERAGE SELLING PRICE: CONDO



LAWRENCE PARK



\$ 1.1M



\$ 3.1M



\$ 1000K

↓ 63%

APRIL 2019

↑ 13%

APRIL 2019

DAYS ON MARKET: FREEHOLD



LAWRENCE PARK



↓ 68%

APRIL 2019

↓ 69%

APRIL 2019

DAYS ON MARKET: CONDO



LAWRENCE PARK



76 DAYS

APRIL 2019



14 DAYS

APRIL 2018



44 DAYS

MARCH 2019

↑442%

APRIL 2019

↑72%

APRIL 2019



For more info, contact Sherille on 416 419 5893