



Market Infographics

sherkin-langer & castle



MARKET UPDATE

MARCH 2017

MARCH 2017



sherkin-langer & castle

www.sherkinlangerandcastle.com

sherkin-langer & castle

ferne sherkin-langer
BROKER

416.844.5704
fslanger@rogers.com

PSR

BROKERAGE

nina castle
BROKER

416.543.4833
castle.n@rogers.com

let's talk real estate.

672 Dupont St. #101, Toronto, ON M6G 1Z6 | 416.588.3286

ALLENBY NEIGHBOURHOOD SUMMARY

9



Active Listings

\$2M




Average List Price

\$2.2M



Average Sale Price

2




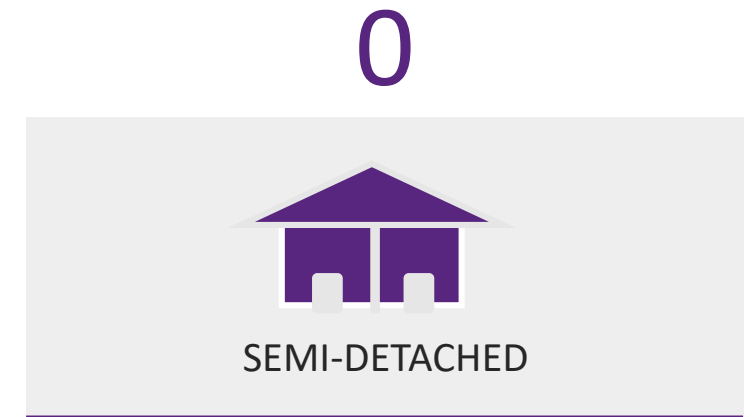
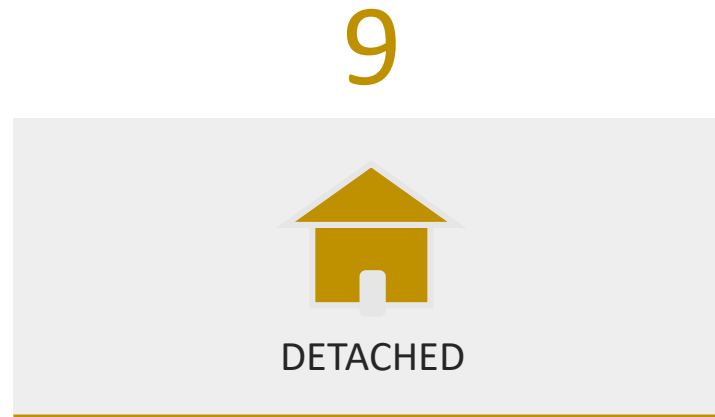
Average Days On Market

Averages for residential and condo listings in MARCH 2017.

ACTIVE LISTINGS: MARCH 2017

ALLENBY

sherkin-langer & castle



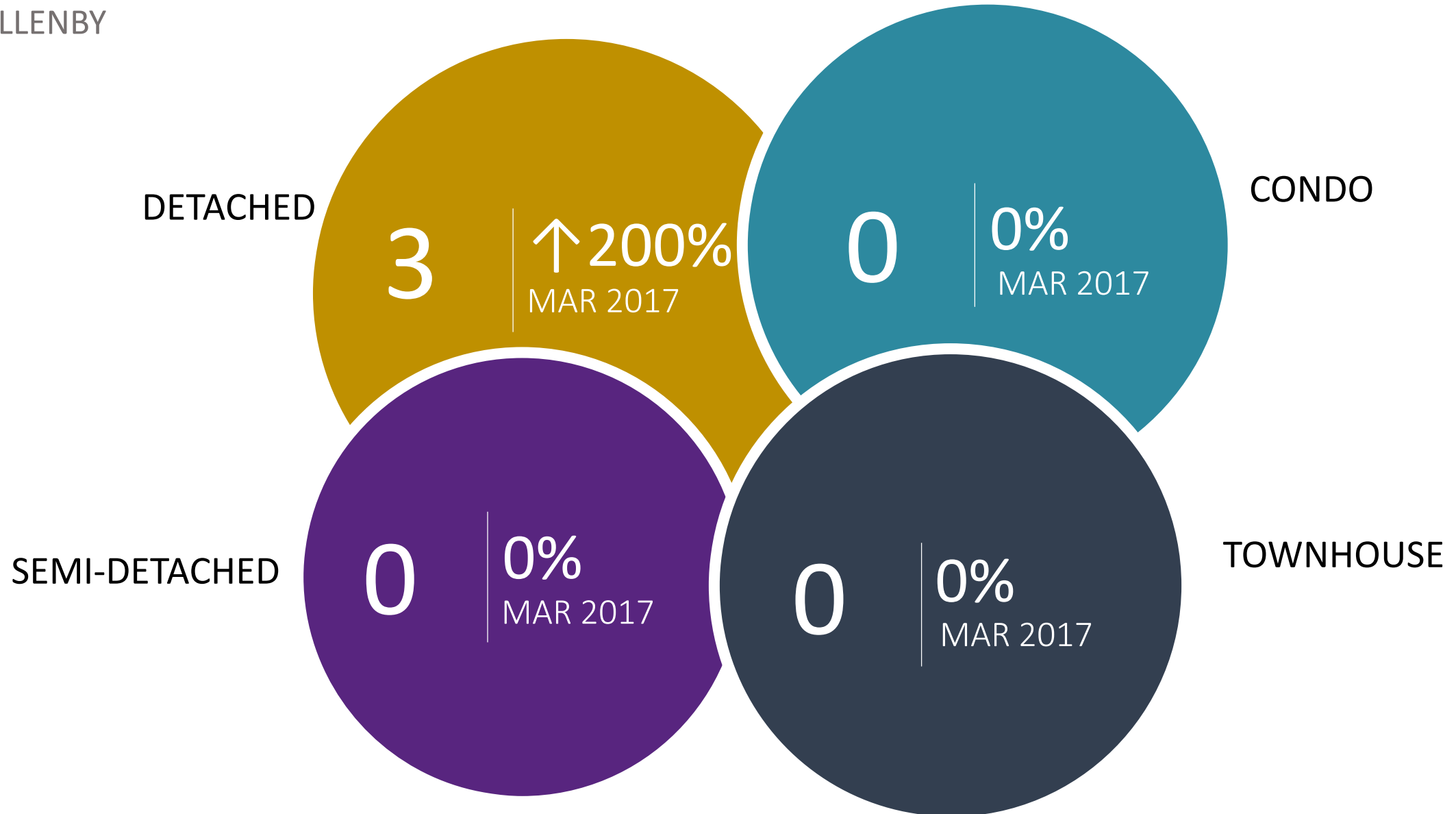
ACTIVE LISTINGS: MARCH 2016

ALLENBY




ACTIVE LISTINGS: FEBRUARY 2017

ALLENBY




AVERAGE ASKING PRICE: FREEHOLD

ALLENBY




MARCH 2017

\$2M was the average asking price across the 9 detached, semi-detached, and townhouse listings.



MARCH 2016

\$1.4M was the average asking price across the 4 detached, semi-detached, and townhouse listings. ↑38% MARCH 2017.

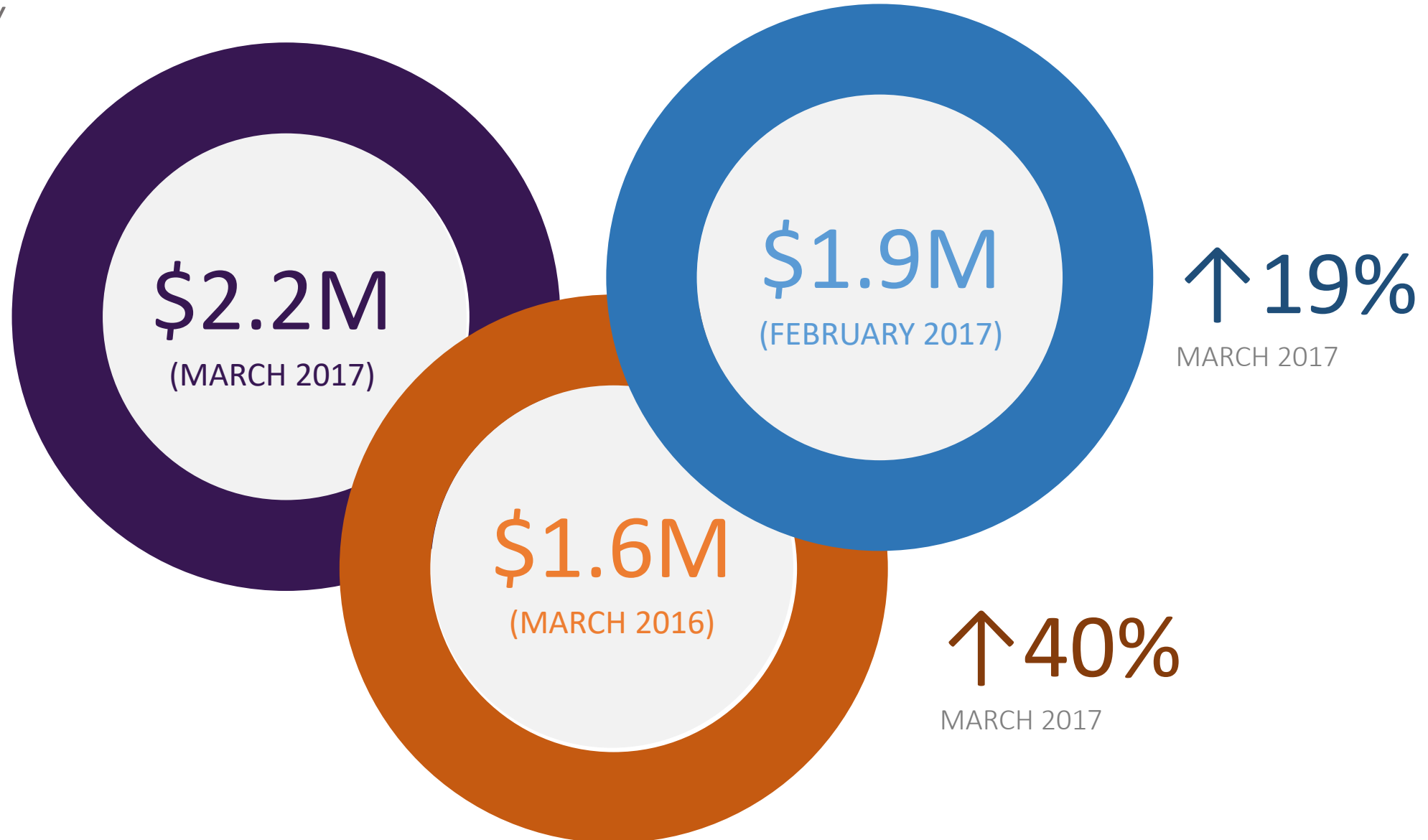


FEBRUARY 2017

\$1.8M was the average asking price across 3 detached, semi-detached, and townhouse listings. ↑5% MARCH 2017.

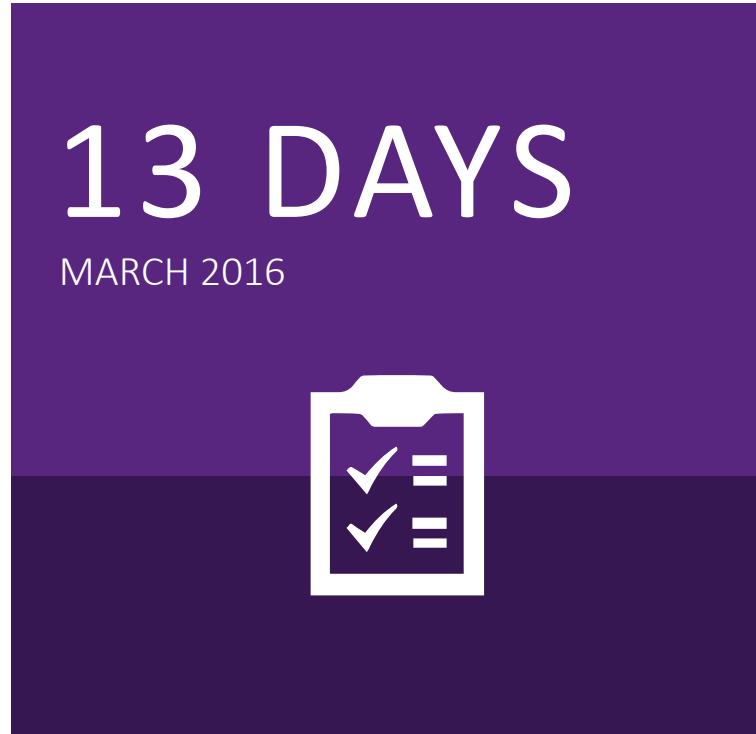
AVERAGE SELLING PRICE: FREEHOLD

ALLENBY



DAYS ON MARKET: FREEHOLD

ALLENBY



↓ 84%

MARCH 2017

↓ 75%

MARCH 2017



sherkin-langer & castle

www.sherkinlangerandcastle.com

sherkin-langer & castle

ferne sherkin-langer
BROKER

416.844.5704
fslanger@rogers.com

PSR

BROKERAGE

nina castle
BROKER

416.543.4833
castle.n@rogers.com

let's talk real estate.

672 Dupont St. #101, Toronto, ON M6G 1Z6 | 416.588.3286