



Market Infographics

sherkin-langer & castle



MARKET UPDATE

JANUARY 2018

JANUARY 2018



sherkin-langer & castle

www.sherkinlangerandcastle.com

sherkin-langer & castle

ferne sherkin-langer
BROKER

416.844.5704
fslanger@rogers.com

PSR

BROKERAGE

nina castle
BROKER

416.543.4833
castle.n@rogers.com

let's talk real estate.

672 Dupont St. #101, Toronto, ON M6G 1Z6 | 416.588.3286

FOREST HILL NORTH NEIGHBOURHOOD SUMMARY

6



Active Listings

\$2M




Average List Price

\$2.3M



Average Sale Price

3



Average Days On Market

Averages for residential and condo listings in JANUARY 2018.

ACTIVE LISTINGS: JANUARY 2018

FOREST HILL NORTH

sherkin-langer & castle

Total

6

JANUARY 2018

5



DETACHED

0



SEMI-DETACHED

0



TOWNHOUSE

1



CONDO

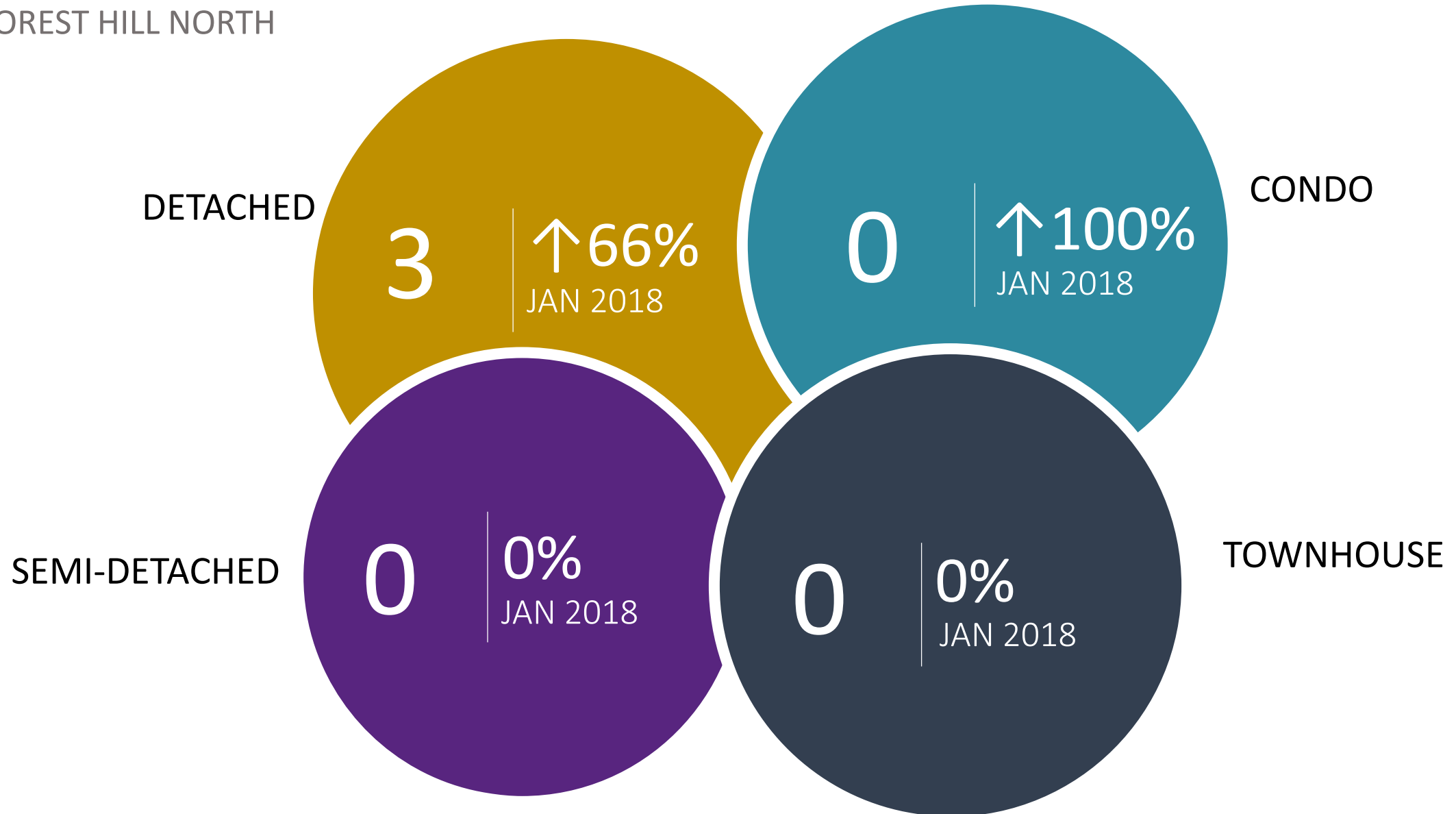
ACTIVE LISTINGS: JANUARY 2017

FOREST HILL NORTH



ACTIVE LISTINGS: DECEMBER 2017

FOREST HILL NORTH



AVERAGE ASKING PRICE: FREEHOLD

FOREST HILL NORTH

 \$2.3M

JANUARY 2018

\$2.3M was the average asking price across the 5 detached, semi-detached, and townhouse listings.

 \$2.4M

JANUARY 2017

\$2.4M was the average asking price across the 6 detached, semi-detached, and townhouse listings. ↓5% JANUARY 2018.

 \$1.7M

DECEMBER 2017

\$1.7M was the average asking price across 3 detached, semi-detached, and townhouse listings. ↑33% JANUARY 2018.

AVERAGE ASKING PRICE: CONDO

FOREST HILL NORTH



\$429K

JANUARY
2018



\$0

JANUARY
2017



\$0

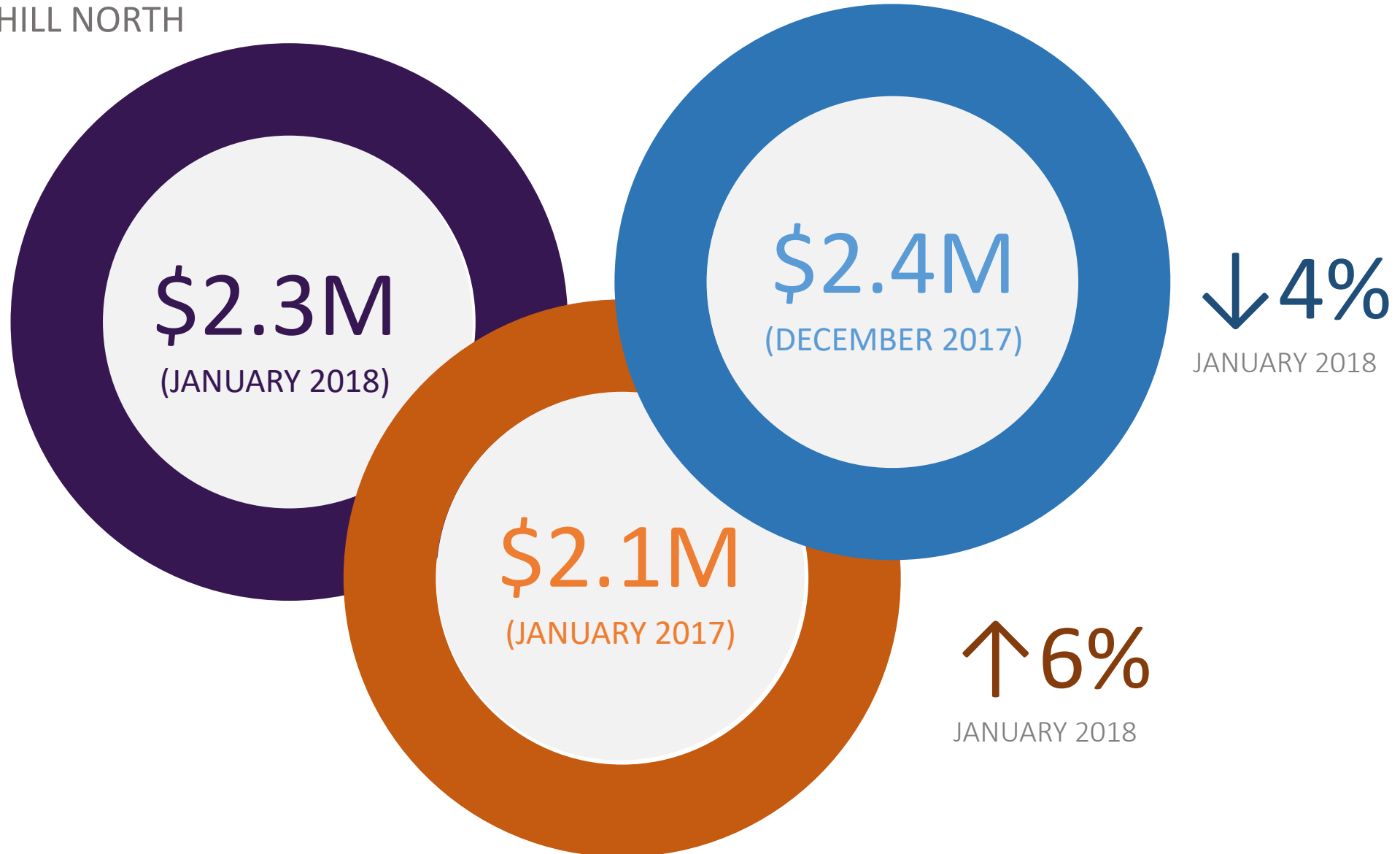
DECEMBER
2017

↑ 100%
JANUARY 2018

↑ 100%
JANUARY 2018

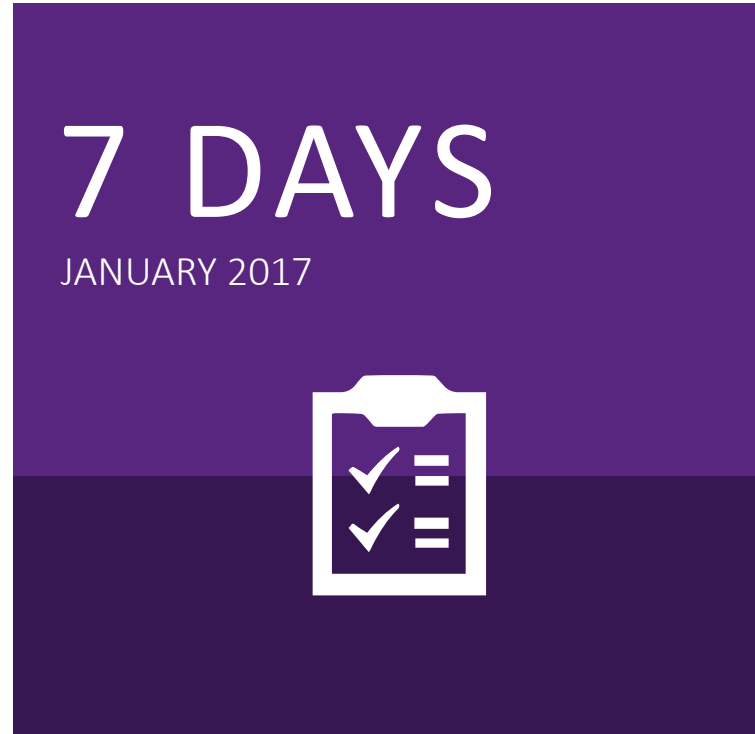
AVERAGE SELLING PRICE: FREEHOLD

FOREST HILL NORTH



DAYS ON MARKET: FREEHOLD

FOREST HILL NORTH



↓ 57%

JANUARY 2018

↓ 80%

JANUARY 2018



sherkin-langer & castle

www.sherkinlangerandcastle.com

sherkin-langer & castle

ferne sherkin-langer
BROKER

416.844.5704
fslanger@rogers.com

PSR

BROKERAGE

nina castle
BROKER

416.543.4833
castle.n@rogers.com

let's talk real estate.

672 Dupont St. #101, Toronto, ON M6G 1Z6 | 416.588.3286